

Collection **HOME**

**Tavoli
Sedie
Sgabelli
Poltroncine**

Tables
Chairs
Stools
Armchairs

INDEX

I valori p.2

Values

Sistemi di apertura p.15

Opening mechanisms

Tavoli p.26

Tables

Sedie p.220

Chairs

Sgabelli p.288

Stools

Poltroncine p.312

Armchairs

I valori di un'azienda 100% italiana

The values of a 100% Italian company

Dal 2003 Sedit è punto di riferimento nella produzione e nel commercio di tavoli, sedie e complementi d'arredo. Pietro Barollo, CEO dell'azienda, crede fermamente nei valori del Made in Italy e nella forza delle partnership con altre aziende del territorio: «Sedit è una realtà con sede, mani e cuore in Italia. Questo si traduce in una produzione tutta italiana in cui la passione per il nostro lavoro, il gusto per il bello, la tecnica consolidata e la sinergia con altre imprese concorrono per dare forma a prodotti personalizzati e di qualità».

Since 2003, Sedit has been setting the benchmark when it comes to manufacturing tables, chairs and other pieces of furniture. Pietro Barollo, CEO of the company, believes strongly in the value of "made in Italy" products and the power of partnerships with other local businesses: "Sedit has its hands, heart and headquarters all in Italy. This means we offer 100% Italian production. We put passion into what we do, we have a taste for aesthetics, and we have consolidated technical knowledge and synergies with other companies. This ensures we create high-quality, customised products."






Un'industria dall'anima artigianale

Tecniche e tecnologie permettono di realizzare prodotti in grandi quantità e di controllare step by step il processo produttivo. Le lavorazioni industriali di Sedit sono guidate e perfezionate da una grande cura artigianale, che si manifesta nell'attenzione alle singole fasi di produzione e nella rifinitura dei dettagli. Il Made in Italy è anche questo: un'industria che sa valorizzare i propri prodotti con un know-how artigiano.

An industry with craftsmanship at heart.

Technical skill and technology are the tools we use to manufacture high-quality products and to monitor our production process, step by step. Sedit's industrial processing procedures are guided and perfected by an important artisanal touch, which comes through in the attention to detail at each single stage of production and in the finishing details. This is part of what it means to be made in Italy: an industry that knows how to add value to its products, with artisanal skill.



La materia prende forma

Per Sedit saper plasmare la materia non è semplicemente un lavoro quotidiano, è un'arte vera e propria. Una profonda conoscenza dei materiali e delle relative tecniche di lavorazione permettono di dare forma alla materia per realizzare progetti nuovi e idee innovative. Legno, vetro, pietre, metalli, ceramica, ecomalta, cuoio, pelle e tessuti: quando la singola matericità incontra le altre, nascono prodotti unici e personalizzati.

The material takes shape.

At Sedit, knowing how to mould materials is not just our day job, it is a true art form. We know our materials and processing techniques inside out, and this ensures we have the material to work with to create new projects and innovative ideas. Wood, glass, stone, metal, ceramic, ecomalta, hide, leather and fabric: when one single texture or material meets the others, this is when unique, customised products are born.

Wave p.26



Building p.36



Prisma p.48



Zoe tondo p.104



Boston p.110



Raw p.114



Origami p.54



Vela p.64



Rio p.78



Sinua p.118



Artù p.124



Reflex p.128



Diagonal p.84



Enigma p.92



Zoe rettangolare p.98



Space p.132



Oscar p.142



Strong p.146



Tavoli

Tables

Evolution p.152



Bio p.158



Taller p.162



Loft p.192



Movida p.196



Flat p.208



Square p.210



Laguna p.166



Travo p.170



Bamboo p.174



Consolle e trasformabili

Console and convertible

Fiesta p.202



Giravolta p.212



Single p.214



Power p.178



Ikarus p.182



Concrete p.188



Vision p.216



Wind p.218



Sedie

Chairs

Chicco p.222



Elena p.252



Diva p.256



Alice p.258



Gaia p.262



Cloe p.224



Luna p.226



Home p.228



Twist p.232



Eva p.264



Sara p.266



Lula p.268



Lisa p.270



Sofia p.234



Havana p.236



Astoria p.238



Vittoria p.240



Lucrezia p.272



Adele p.276



Bistrot p.276



Ninfa p.276



Asia p.240



Tequila p.246



Moon p.248



Paris p.250



Prisca p.276



Camilla p.276



Lea p.280



Retrò p.284



Paris p.290
sgabello/stool



Elena p.292
sgabello/stool



Fez p.294



Bridge p.296



Paris p.314
poltroncina/armchair



Sofia p.316
poltroncina/armchair



Lucrezia p.318
poltroncina/armchair



Fenice p.320



Alma p.298



Sara p.300
sgabello/stool



Clio p.302



July p.304



Lilium p.322



Chicco p.324
poltroncina/armchair



Lucrezia p.306
sgabello/stool



Diva p.308
sgabello/stool



Campus p.310



Tavoli sistemi di apertura

Tables, opening mechanisms

Un tavolo da pranzo attorno al quale ritrovarsi con la famiglia e gli amici può allungarsi per accogliere ancora più persone. Ad ogni modello corrisponde il suo sistema, o i suoi sistemi, di apertura per ampliare le dimensioni e, di conseguenza, anche la convivialità. Scegliere un tavolo allungabile Sedit significa unire funzionalità e stile, grazie a 4 meccanismi performanti e tanti abbinamenti di materiali.

A dining table to sit around with your family and friends can be extended to welcome more people. Each model has its own mechanism(s) for opening up and amplifying the space and, as a result, the hospitality and conviviality. Choosing a Sedit extendable table means pulling together purpose and style, thanks to 4 high-performance mechanisms and a wealth of materials to mix and match.

One system staffe estraibili con allunghe esterne

One system
pull-out brackets with external extensions

TAVOLI DISPONIBILI CON ONE SYSTEM TABLES AVAILABLE WITH ONE SYSTEM

WAVE	p.26
BUILDING	p.36
PRISMA	p.48
ORIGAMI	p.54
VELA	p.64
ENIGMA	p.92
ZOE	p.98
RAW	p.114
SINUA	p.118
POWER	p.178
CONCRETE	p.188



Due staffe per lato sono poste sotto il piano del tavolo e, all'occorrenza, escono con un movimento scorrevole. Le allunghe vengono appoggiate e agganciate sopra le guide ma, nel momento in cui non sono necessarie, vengono tolte per essere custodite in uno spazio a piacere, mentre le staffe rientrano. In pochi e semplici step, il tavolo aumenta di dimensioni e di stile.

Two brackets are positioned on each side under the table top and can be opened out via a sliding mechanism as required. The extension leaves are positioned on top of the runners and fastened in place. When they are no longer needed, they can be removed and stored in your chosen location, and the brackets fold away. Give the size and style of your table a boost in just a few simple steps.



Up system binario scorrevole e alzabile con allunghe

Up system
sliding, liftable track with extensions

TAVOLI DISPONIBILI CON UP SYSTEM
TABLES AVAILABLE WITH UP SYSTEM

WAVE	p.26
BUILDING	p.36
VELA	p.64
IKARUS	p.182



Due allunghe sono poste sotto il piano del tavolo, alle estremità di un binario scorrevole. Per allungare il tavolo è necessario far scorrere il binario verso l'esterno e alzarlo leggermente: in questo modo le allunghe escono e si posizionano a filo del piano principale. Un sistema molto pratico che permette di prolungare il tavolo senza rinunciare allo stile.

Two extension leaves are positioned under the table top at the ends of a sliding track. To extend the table, slide the track outwards and lift it slightly; this releases the extensions which are positioned flush to the main table top. This highly practical mechanism allows you to extend the table, without compromising on style.



Plus system apertura telescopica del piano

Plus system
telescopic top opening

TAVOLI DISPONIBILI CON PLUS SYSTEM
TABLES AVAILABLE WITH PLUS SYSTEM

VELA p.64
ZOE p.98



Il movimento ricorda quello dell'apertura di un cassetto: il piano del tavolo si apre lateralmente tramite un meccanismo scorrevole e al suo interno è riposta, agganciata e ripiegata "a libro" l'allunga. A questo punto, è sufficiente aprire anche l'allunga per ottenere un tavolo con più posti a sedere per i propri ospiti.

The movement resembles opening a drawer in that the table top pulls out sideways thanks to a sliding mechanism. The extension leaf is folded away and fastened on the inside. Simply open out the leaf to create more seats at the table for your guests.



Cross system apertura telescopica della struttura

Cross system
telescopic frame opening

TAVOLI DISPONIBILI CON CROSS SYSTEM
TABLES AVAILABLE WITH CROSS SYSTEM

ARTÙ	p.124
SPACE	p.132
OSCAR	p.142
EVOLUTION	p.152
BIO	p.158
TALLER	p.162
LOFT	p.192
MOVIDA	p.196



Con questa tipologia di apertura, l'intera struttura si apre lateralmente con un movimento scorrevole e all'interno del tavolo si trovano le allunghe per completare il piano. Una volta estratte e posizionate sopra le guide, le allunghe permettono di estendere il tavolo in più misure, a seconda di quanti piani aggiuntivi sono disponibili. Un sistema molto flessibile, che permette di scegliere di quanto allungare il tavolo.

With this type of opening mechanism, the full table frame opens out sideways in a sliding motion. The extensions leaves can be found inside, to complete the table top. Once extracted and positioned on top of the guides, the extension leaves can be used to extend the table to different sizes, depending on how many extension leaves are available. This flexible system allows you to choose how far you want to extend your table.



Tipologia Piano

Types of tops



Tipologia piano in materico / legno per tavolo fisso e One system

Types of textured / wood tops for fixed and One System tables

Piano con profilo dritto e squadrato in materico spessore 3 cm e in legno spessore 4 cm.

Top with straight and square profile, 3 cm thick in a textured finish, and 4 cm thick in a wood finish.

TAVOLI DISPONIBILI AVAILABLE TABLES

WAVE	p.26
BUILDING	p.36
PRISMA	p.48
ORIGAMI	p.54
VELA	p.64
ENIGMA	p.92
ZOE	p.98
RAW	p.114
SINUA	p.118
REFLEX	p.128
POWER	p.178
CONCRETE	p.188



Tipologia piano ecomalta per tavolo fisso e One System

Types of ecomalta tops for fixed and One System tables

Piano con profilo inclinato realizzato completamente in ecomalta **oltremateria**[®], materiale innovativo ed ecologico.

Top with a bevelled edge made entirely from ecomalta **oltremateria**[®]: an innovative, ecological material.

TAVOLI DISPONIBILI AVAILABLE TABLES

WAVE	p.26
BUILDING	p.36
PRISMA	p.48
ORIGAMI	p.54
VELA	p.64
ENIGMA	p.92
ZOE	p.98
RAW	p.114



Tipologia piano ceramica per tavolo fisso e One System


Types of ceramic tops for fixed and One System tables

Piano in lastra ceramica spessore 3 o 6 mm accoppiato a supporto con profilo inclinato.

Top made from a ceramic slab, 3 or 6 mm thick, bonded to a support with a bevelled edge.

TAVOLI DISPONIBILI AVAILABLE TABLES

WAVE	p.26
BUILDING	p.36
PRISMA	p.48
ORIGAMI	p.54
VELA	p.64
ENIGMA	p.92
ZOE	p.98
RAW	p.114



Tipologia piano ceramica per tavolo Up System

Types of ceramic tops for Up System tables

Piano con profilo dritto e squadrato in vetro accoppiato a una lastra ceramica.

Top with straight and square profile, made from glass bonded to a ceramic slab.

TAVOLI DISPONIBILI AVAILABLE TABLES

WAVE	p.26
BUILDING	p.36
VELA	p.64
IKARUS	p.182

Wave

TAVOLO WAVE - FISSO - L. 220 P. 100 CM
STRUTTURA OTTONE BRUNITO, PIANO LEGNO ROVERE
CARBONE.

SEDIE HAVANA STRUTTURA METALLO ANTRACITE 160,
RIVESTIMENTO CAT. 1/ONE ECOPELLE BLOOM 4.

FIXED - WAVE TABLE W. 220 D. 100 CM
BURNISHED BRASS FRAME, CHARCOAL OAK WOOD TOP.
HAVANA CHAIRS, ANTHRACITE 160 METAL FRAME,
UPHOLSTERY CAT. 1/ONE BLOOM 4 ECO-LEATHER.



Wave

TAVOLO WAVE - UP SYSTEM - L. 220 P. 100 CM
STRUTTURA METALLO BIANCO GESSO 121, PIANO
CERAMICA CALACATTA ORO VENATO LUCIDO 040.
SEDIE SARA STRUTTURA METALLO BIANCO GESSO 121,
RIVESTIMENTO CAT. 1/ONE ECOPELLE BLOOM 7.

WAVE TABLE - UP SYSTEM - W. 220 D. 100 CM
CHALK WHITE 121 METAL FRAME, GLOSS VEINED GOLD
CALACATTA CERAMIC TOP 040.
SARA CHAIRS, CHALK WHITE 121 METAL FRAME,
UPHOLSTERY CAT. 1/ONE BLOOM 7 ECO-LEATHER.



Wave

TAVOLO WAVE - UP SYSTEM - L. 220 P. 100 CM
STRUTTURA METALLO ANTRACITE 160,
PIANO CERAMICA CALACATTA ORO VENATO LUCIDO 040.
SEDIE DIVA STRUTTURA METALLO ANTRACITE 160,
RIVESTIMENTO CAT. B ECOPELLE VINTAGE 1015.

WAVE TABLE - UP SYSTEM - W. 220 D. 100 CM
ANTHRACITE 160 METAL FRAME, CALACATTA CERAMIC
TOP 040.
DIVA CHAIRS, ANTHRACITE 160 METAL FRAME,
UPHOLSTERY CAT. B VINTAGE 1015 ECO-LEATHER.



Wave

TAVOLO WAVE - UP SYSTEM - L. 220 P. 100 CM
STRUTTURA METALLO ANTRACITE 160,
PIANO MATERICO CEMENTO CAVA.
SEDIE LUCREZIA STRUTTURA FAGGIO TINTO CARBONE,
RIVESTIMENTO CAT. C ALLURE UNITO 105.

WAVE TABLE - UP SYSTEM - W. 220 D. 100 CM
ANTHRACITE 160 METAL FRAME, QUARRY CEMENT
TEXTURED TOP.
LUCREZIA CHAIRS, CHARCOAL-STAINED BEECH FRAME,
UPHOLSTERY CAT. C UNITED ALLURE 105.



Wave

FINITURE STRUTTURA / FRAME FINISHES

METALLI / METALS


best seller

optional



FINITURE PIANO / TOP FINISHES

MATERICI / TEXTURED



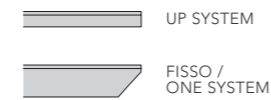
LEGNO / WOOD



CERAMICA OPACA / MATT CERAMIC



CERAMICA LUCIDA / GLOSS CERAMIC




Vedi specifica p. 24-25
See pages 24-25 for details

HPL



ECOMALTA



Vedi specifica p. 24-25
See pages 24-25 for details

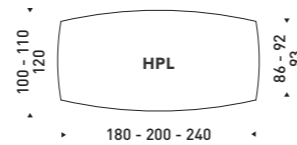
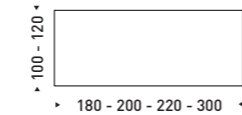
MISURE DISPONIBILI / AVAILABLE SIZES

WAVE FISSO

180x100 cm
200x100 cm
220x100 cm
300x120 cm

HPL
180x100 cm
200x110 cm
240x120 cm

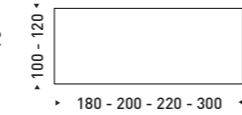
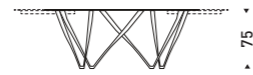
Finitura HPL non disponibile con dimensioni 300x120 cm
Ceramic finish not available in size 300x120 cm



WAVE ONE SYSTEM p. 16

180x100 (50+50) cm
200x100 (50+50) cm
220x100 (50+50) cm
300x120 (50+50) cm


Finitura HPL non disponibile
HPL finish not available



WAVE UP SYSTEM p. 18

180x100 (50+50) cm
200x100 (50+50) cm
220x100 (50+50) cm

Disponibile solo in finitura materico e ceramica
Only available in textured and ceramic finish



TAVOLO WAVE - ONE SYSTEM - L. 180 P. 100 CM
STRUTTURA METALLO BIANCO GESSO 121,
PIANO MATERICO ROVERE NODATO CHIARO.
SEDIE GAIA STRUTTURA METALLO BIANCO GESSO 121,
RIVESTIMENTO IN CAT. A BOSTON WATER GREEN.

WAVE TABLE - ONE SYSTEM - W. 180 D. 100 CM
CHALK WHITE 121 METAL FRAME, LIGHT KNOTTED
TEXTURED OAK TOP.
GAIA CHAIRS, CHALK WHITE 121 METAL FRAME,
UPHOLSTERY IN CAT. A BOSTON WATER GREEN.

Building

TAVOLO BUILDING - FISSO - L. 220 P. 100 CM
STRUTTURA METALLO CARTA DA ZUCCHERO 155,
PIANO LEGNO ROVERE CARBONE.
SEDIE HAVANA STRUTTURA METALLO ANTRACITE 160,
RIVESTIMENTO CAT. C ALLURE UNITO 100.

FIXED - BUILDING TABLE W. 220 D. 100 CM
BLUE-GREY 155 METAL FRAME, CHARCOAL OAK
WOOD TOP.
HAVANA CHAIRS, ANTHRACITE 160 METAL FRAME,
UPHOLSTERY CAT. C UNITED ALLURE 100.



Building



TAVOLO BUILDING - ONE SYSTEM - L. 220 P. 100 CM
STRUTTURA METALLO BIANCO GESSO 155,
PIANO LEGNO ROVERE NATURA.
SEDIE ASIA STRUTTURA METALLO BIANCO GESSO 121,
RIVESTIMENTO CAT. 1/ONE ECOPELLE BLOOM 1.

BUILDING TABLE - ONE SYSTEM - W. 220 D. 100 CM
CHALK WHITE 155 METAL FRAME, NATURAL OAK
WOOD TOP.
ASIA CHAIRS, CHALK WHITE 121 METAL FRAME,
UPHOLSTERY CAT. 1/ONE BLOOM 1 ECO-LEATHER.



Building

TAVOLO BUILDING - UP SYSTEM - L. 220 P. 100 CM
STRUTTURA METALLO ANTRACITE 160,
PIANO VETRO TRASPARENTE 320.
SEDIE TWIST STRUTTURA METALLO ANTRACITE 160,
RIVESTIMENTO CAT. 1/ONE ECOPELLE BLOOM 15.

BUILDING TABLE - UP SYSTEM - W. 220 D. 100 CM
ANTHRACITE 160 METAL FRAME, TRANSPARENT
GLASS TOP 320.
TWIST CHAIRS, ANTHRACITE 160 METAL FRAME,
UPHOLSTERY CAT. 1/ONE BLOOM 15 ECO-LEATHER.



Building

DETTAGLIO DEL SISTEMA DI APERTURA UP SYSTEM.

UP SYSTEM OPENING MECHANISM.



Building

TAVOLO BUILDING - FISSO - L. 220 P. 100 CM
STRUTTURA METALLO ANTRACITE 160, PIANO CERAMICA
STATUARIO BIANCO OPACO 020. SEDIE ASTORIA
RIVESTIMENTO CAT. 1/ONE EASY 17.

FIXED - BUILDING TABLE W. 220 D. 100 CM
ANTHRACITE 160 METAL FRAME, MATT STATUARY WHITE
020 CERAMIC TOP, ASTORIA CHAIRS, UPHOLSTERY CAT. 1/
ONE EASY 17.




Building

FINITURE STRUTTURA / FRAME FINISHES

METALLI / METALS

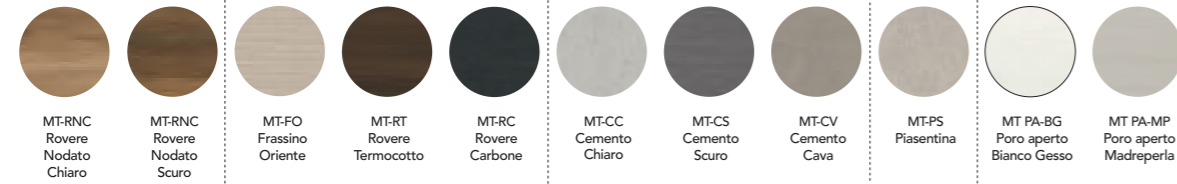
best seller

optional



FINITURE PIANO / TOP FINISHES

MATERICI / TEXTURED



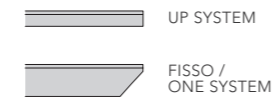
LEGNO / WOOD



CERAMICA OPACA / MATT CERAMIC

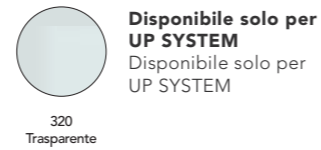


CERAMICA LUCIDA / GLOSS CERAMIC




Vedi specifica p. 24-25
See pages 24-25 for details

VETRO / GLASS



ECOMALTA



Vedi specifica p. 24-25
See pages 24-25 for details

HPL



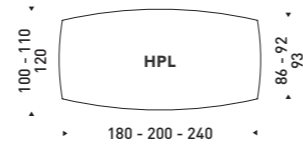

MISURE DISPONIBILI / AVAILABLE SIZES

BUILDING FISSO

180x100 cm
200x100 cm
220x100 cm
300x120 cm

HPL
180x100 cm
200x110 cm
240x120 cm


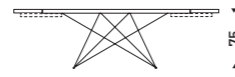
Finitura ceramica non disponibile con dimensioni 300x120 cm
Ceramic finish not available in size 300x120 cm



BUILDING ONE SYSTEM p. 16

180x100 (50+50) cm
200x100 (50+50) cm
220x100 (50+50) cm
300x120 (50+50) cm


Finitura HPL non disponibile
Finitura ceramica non disponibile con dimensione 300x120 cm
HPL finish not available
Ceramic finish not available in size 300x120 cm



BUILDING UP SYSTEM p. 18

180x100 (50+50) cm
200x100 (50+50) cm
220x100 (50+50) cm

Disponibile solo in finitura materico, ceramica e vetro trasparente
Only available in textured, ceramic and glass finish



Prisma

TAVOLO PRISMA - ONE SYSTEM - L. 200 P. 100 CM
STRUTTURA METALLO BIANCO GESSO 121,
PIANO LEGNO ROVERE NATURA.
SEDIE ASIA STRUTTURA METALLO
BIANCO GESSO 121, RIVESTIMENTO CAT. B TEXAS 07.

PRISMA TABLE - ONE SYSTEM - W. 200 D. 100 CM
CHALK WHITE 121 METAL FRAME, NATURAL
OAK WOOD TOP.
ASIA CHAIRS, CHALK WHITE 121 METAL FRAME,
UPHOLSTERY CAT. B TEXAS 07.



Prisma

TAVOLO PRISMA - FISSO - L. 200 P. 110 CM
STRUTTURA METALLO ANTRACITE 160,
PIANO HPL CHIARO.
SEDIE PARIS STRUTTURA METALLO
ANTRACITE 160, RIVESTIMENTO CAT. A
BOSTON ASH.

FIXED - PRISMA TABLE W. 200 D. 110 CM
ANTHRACITE 160 METAL FRAME, LIGHT HPL TOP.
PARIS CHAIRS, ANTHRACITE 160 METAL FRAME,
UPHOLSTERY CAT. A BOSTON ASH.




Prisma

FINITURE STRUTTURA / FRAME FINISHES

METALLI / METALS


best seller

optional



FINITURE PIANO / TOP FINISHES

MATERICI / TEXTURED



LEGNO / WOOD




CERAMICA OPACA / MATT CERAMIC




CERAMICA LUCIDA / GLOSS CERAMIC



ECOMALTA



HPL



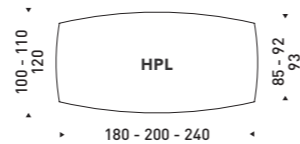

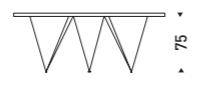
MISURE DISPONIBILI / AVAILABLE SIZES

PRISMA FISSO

180x100 cm
200x100 cm
220x100 cm
300x120 cm

HPL
180x100 cm
200x110 cm
240x120 cm


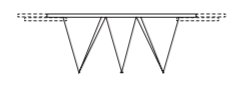
Finitura ceramica non disponibile con dimensioni 300x120 cm
Ceramic finish not available in size 300x120 cm



PRISMA ONE SYSTEM p. 16

180x100 (50+50) cm
200x100 (50+50) cm
220x100 (50+50) cm
300x120 (50+50) cm

Finitura HPL non disponibile
Finitura ceramica non disponibile con dimensione 300x120 cm
HPL finish not available
Ceramic finish not available in size 300x120 cm



Origami

TAVOLO ORIGAMI ALLUNGABILE L. 180 P. 100 CM
STRUTTURA **MATCH 2** METALLO ANTRACITE 160,
PIANO CERAMICA OXIDE BIANCO.
SEDIE ELENA STRUTTURA METALLO ANTRACITE 160,
RIVESTIMENTO CAT. A SMILE 35.

EXTENDABLE ORIGAMI TABLE W. 180 D. 100 CM
MATCH 2 FRAME, ANTHRACITE 160 METAL,
WHITE OXIDE CERAMIC TOP.
ELENA CHAIRS, ANTHRACITE 160 METAL FRAME,
UPHOLSTERY CAT. A SMILE 35.



Origami



Sotto il piano del tavolo è nascosto un meccanismo scorrevole telescopico: nel momento in cui le guide vengono estratte, al loro interno sono visibili le doppie allunghe, ripiegate a metà. Entrambe le allunghe si aprono "a libro" e la superficie del tavolo aumenta per accogliere più ospiti.

A sliding, telescopic mechanism is hidden under the table top. When the runners are pulled out, the two extension leaves can be found folded in half on the inside. Both leaves open out like a book to increase the surface area of the table and accommodate more guests.



Origami

TAVOLO ORIGAMI ALLUNGABILE L. 180 P. 100 CM
STRUTTURA **MATCH 5** METALLO ANTRACITE 160 E
BORDEAUX 156, PIANO CERAMICA PIETRA DI SAVOIA PERLA.
SEDIE ELENA STRUTTURA METALLO ANTRACITE 160,
RIVESTIMENTO CAT. 1/ONE EASY 6.

EXTENDABLE ORIGAMI TABLE W. 180 D. 100 CM
MATCH 5 FRAME, ANTHRACITE 160 AND
BORDEAUX 156 METAL, PEARL SAVOY STONE CERAMIC TOP.
ELENA CHAIRS, ANTHRACITE 160 METAL FRAME, UPHOLSTERY
CAT. 1/ONE EASY 6.



Origami

MATCH THE COLOURS



STRUTTURA **MATCH 1**, METALLO BIANCO GESSO 121.
MATCH 1 FRAME, CHALK WHITE 121 METAL.



STRUTTURA **MATCH 3**, METALLO BIANCO GESSO 121 E ANTRACITE 160.
MATCH 3 FRAME, CHALK WHITE 121 AND ANTHRACITE 160 METAL.



STRUTTURA **MATCH 4**, METALLO BIANCO GESSO 121 E SALVIA 159.
MATCH 4 FRAME, CHALK WHITE 121 AND SAGE 159 METAL.



TAVOLO ORIGAMI ALLUNGABILE L. 180 P. 100 CM
STRUTTURA **MATCH 5** METALLO ANTRACITE 160 E
BORDEAUX 156, PIANO CERAMICA PIETRA PERLA.

EXTENDABLE ORIGAMI TABLE W. 180 D. 100 CM
MATCH 5 FRAME, ANTHRACITE 160 AND BORDEAUX 156
METAL, PEARL STONE CERAMIC TOP.

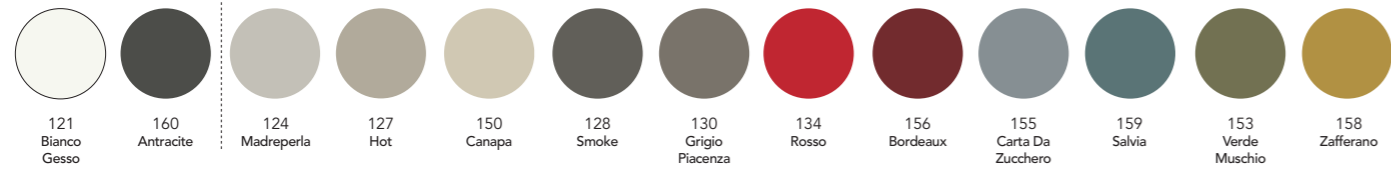
Origami

FINITURE STRUTTURA / FRAME FINISHES

METALLI / METALS


best seller

optional




FINITURE PIANO / TOP FINISHES

MATERICI / TEXTURED



CERAMICA OPACA / MATT CERAMIC



CERAMICA LUCIDA / GLOSS CERAMIC


LEGNO / WOOD



FISSO / ONE SYSTEM

Vedi specifica p. 24-25
See pages 24-25 for details

ECOMALTA



FISSO / ONE SYSTEM

Vedi specifica p. 24-25
See pages 24-25 for details

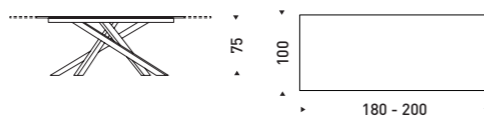
HPL



MISURE DISPONIBILI / AVAILABLE SIZES

ORIGAMI ALLUNGABILE
p. 56

180x100 (60+60) cm
200x100 (60+60) cm




ORIGAMI FISSO

160x90 cm
180x100 cm
200x100 cm
220x100 cm
300x120 cm

HPL
180x100 cm
200x110 cm
240x120 cm

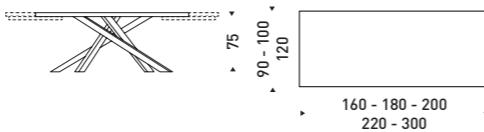
Finitura ceramica non disponibile con dimensioni 300x120 cm
Ceramic finish not available in size 300x120 cm



ORIGAMI ONE SYSTEM
p. 16

160x90 (50+50) cm
180x100 (50+50) cm
200x100 (50+50) cm
220x100 (50+50) cm
300x120 (50+50) cm

Finitura HPL non disponibile Finitura ceramica non disponibile con dimensioni 300x120 cm
HPL finish not available
Ceramic finish not available in size 300x120 cm



TAVOLO ORIGAMI - FISSO - L. 180 P. 100 CM
STRUTTURA **MATCH 6**, METALLO ANTRACITE 160 E CARTA DA ZUCCHERO 155.
PIANO LEGNO ROVERE NATURA. SEDIE SOFIA RIVESTIMENTO CAT. 1/ONE BLOOM 5.

FIXED - ORIGAMI TABLE W. 180 D. 100 CM
MATCH 6, ANTHRACITE 160 METAL AND BLUE-GREY 155 FRAME.
NATURAL OAK WOOD TOP. SOFIA CHAIRS, UPHOLSTERY CAT. 1/ONE BLOOM 5.



Vela

TAVOLO VELA - PLUS SYSTEM - L. 200 P. 100 CM
STRUTTURA METALLO ANTRACITE 160,
PIANO CERAMICA OXIDE NERO 031.
SEDIE CHICCO, STRUTTURA METALLO
ANTRACITE 160, RIVESTIMENTO CAT. 1/ONE
EASY 9.

VELA TABLE - PLUS SYSTEM - W. 200 D. 100 CM
ANTHRACITE 160 METAL FRAME, BLACK OXIDE
031 CERAMIC TOP.
CHICCO CHAIRS, ANTHRACITE 160 METAL
FRAME, UPHOLSTERY CAT. 1/ONE EASY 9.







Vela

TAVOLO VELA - UP SYSTEM - L. 220 P. 100 CM
STRUTTURA METALLO ANTRACITE 160,
PIANO CERAMICA NOIR DESIR LUCIDO 041.
SEDIE PARIS, STRUTTURA METALLO ANTRACITE 160,
RIVESTIMENTO CAT. B ECOPELLE VINTAGE 103.

VELA TABLE - UP SYSTEM - W. 220 D. 100 CM
ANTHRACITE 160 METAL FRAME,
GLOSSY NOIR DESIR 041 CERAMIC TOP.
PARIS CHAIRS, ANTHRACITE 160 METAL FRAME,
UPHOLSTERY CAT. B VINTAGE 103 ECO-LEATHER.



Vela

TAVOLO VELA - FISSO - L. 220 P. 100 CM
STRUTTURA METALLO ANTRACITE 160,
PIANO LEGNO ROVERE NATURA.
SEDIE TEQUILA STRUTTURA METALLO ANTRACITE 160,
RIVESTIMENTO CAT. B ECOPELLE VINTAGE 1015.

FIXED - VELA TABLE W. 220 D. 100 CM
ANTHRACITE 160 METAL FRAME, NATURAL
OAK WOOD TOP.
TEQUILA CHAIRS, ANTHRACITE 160 METAL FRAME,
UPHOLSTERY CAT. B VINTAGE 1015 ECO-LEATHER.



Vela

TAVOLO VELA - PLUS SYSTEM - L. 180 P. 100 CM
STRUTTURA METALLO ANTRACITE 160,
PIANO MATERICO PIASENTINA.
SEDIE LUNA STRUTTURA METALLO ANTRACITE 160,
RIVESTIMENTO CAT. 1/ONE SELFIE 315.

VELA TABLE - PLUS SYSTEM - W. 180 D. 100 CM
ANTHRACITE 160 METAL FRAME, PIASENTINA
TEXTURED TOP.
LUNA CHAIRS, ANTHRACITE 160 METAL FRAME,
UPHOLSTERY CAT. 1/ONE SELFIE 315.




Vela

FINITURE STRUTTURA / FRAME FINISHES


METALLI / METALS

best seller




FINITURE PIANO / TOP FINISHES


MATERICI / TEXTURED




LEGNO / WOOD




VETRO LUCIDO / GLOSS GLASS



VETRO SATINATO / SATIN GLASS



CERAMICA OPACA / MATT CERAMIC



CERAMICA LUCIDA / GLOSS CERAMIC




UP SYSTEM

FISSO / ONE SYSTEM

Vedi specifica p. 24-25
See pages 24-25 for details


ECOMALTA



FISSO / ONE SYSTEM

Vedi specifica p. 24-25
See pages 24-25 for details

HPL



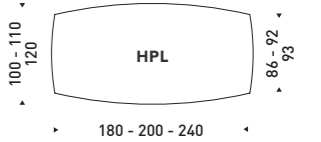
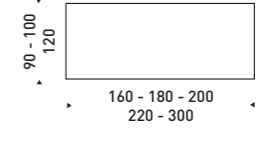
MISURE DISPONIBILI / AVAILABLE SIZES

VELA FISSO

160x90 cm
180x100 cm
200x100 cm
220x100 cm
300x120 cm

HPL

Finitura vetro non disponibile
Finitura ceramica non disponibile per 300x120 cm
Glass finish not available
Ceramic finish not available in size 300x120 cm

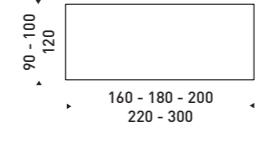
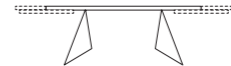


VELA ONE SYSTEM

p. 16

160x90 (50+50) cm
180x100 (50+50) cm
200x100 (50+50) cm
220x100 (50+50) cm
300x120 (50+50) cm

Finitura vetro non disponibile
Finitura ceramica non disponibile con dimensione 300x120 cm
Glass finish not available
Ceramic finish not available in size 300x120 cm




VELA UP SYSTEM

p. 18

180x100 (50+50) cm
200x100 (50+50) cm
220x100 (50+50) cm

Disponibile solo in materico e ceramica
Only available in textured and ceramic finish




VELA PLUS SYSTEM

p. 20

160x90 (40+40) cm
180x100 (50+50) cm
200x100 (50+50) cm
220x100 (50+50) cm

Finitura legno non disponibile
Wood finish not available



Rio

TAVOLO RIO - FISSO - L. 240 P. 100 CM
STRUTTURA METALLO CON GAMBA
CURLY ANTRACITE 160, PIANO LEGNO
MASSELLO FRASSINO TINTO ROVERE
CARBONE.
SEDIE MOON STRUTTURA METALLO
ANTRACITE 160, RIVESTIMENTO
CAT. C ALLURE UNITO II.

FIXED - RIO TABLE W. 240 D. 100 CM
ANTHRACITE 160 METAL FRAME, CURLY
LEG, CHARCOAL-STAINED SOLID ASH
WOOD TOP.
MOON CHAIRS, ANTHRACITE 160
METAL FRAME, UPHOLSTERY CAT. C
UNITED ALLURE II.



Rio




Rio

FINITURE STRUTTURA / FRAME FINISHES

METALLI / METALS


best seller

optional



FINITURE PIANO / TOP FINISHES

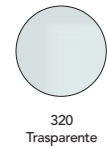
LEGNO / WOOD



Eventuale presenza di nodi non va considerata un difetto bensì una caratteristica del vero legno
Any knots present in the finish should not be considered defects, but rather as characteristics of authentic wood

FINITURA INSERTO / FINITURA INSERTO

VETRO / GLASS



GAMBE DISPONIBILI / AVAILABLE LEGS



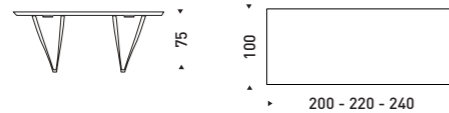
CURLY

SYGMA

MISURE DISPONIBILI / AVAILABLE SIZES

RIO FISSO

200x100 cm
220x100 cm
240x100 cm



TAVOLO RIO - FISSO - L. 220 P. 100 CM
STRUTTURA METALLO ANTRACITE 160 CON GAMBA SYGMA,
PIANO LEGNO MASSELLO FRASSINO TINTO NATURA.
SEDIE ASTORIA STRUTTURA METALLO ANTRACITE 160,
RIVESTIMENTO CAT. 1/ONE EASY 9.

FIXED - RIO TABLE W. 220 D. 100 CM
ANTHRACITE 160 METAL FRAME, SYGMA LEG,
NATURAL-STAINED SOLID ASH WOOD TOP.
ASTORIA CHAIRS, ANTHRACITE 160 METAL FRAME,
UPHOLSTERY CAT. 1/ONE EASY 9.

Diagonal

TAVOLO DIAGONAL ALLUNGABILE L. 160 P. 90 CM
STRUTTURA METALLO ANTRACITE 160,
PIANO MATERICO ROVERE CARBONE
SEDIE TEQUILA STRUTTURA METALLO
ANTRACITE 160, RIVESTIMENTO
CAT. 1/ONE ECOPELLE BLOOM 5.

EXTENDABLE DIAGONAL TABLE - CROSS SYSTEM -
W. 160 D. 90 CM
ANTHRACITE 160 METAL FRAME, CHARCOAL
TEXTURED OAK TOP.
TEQUILA CHAIRS, ANTHRACITE 160 METAL FRAME,
UPHOLSTERY CAT. 1/ONE BLOOM 5 ECO-LEATHER.



Diagonal



La struttura si apre lateralmente grazie a un meccanismo telescopico posizionato al centro del piano e non visibile. Una volta aperto il tavolo, all'interno delle guide sono riposte una serie di allunghe: è quindi possibile estendere il tavolo a piacere, a seconda della quantità di allunghe inserite.

The frame opens out sideways, thanks to a concealed telescopic mechanism in the middle of the table top. Once opened out, the table reveals a series of extension leaves positioned inside the runners. These can be used to extend the table as desired, according to how many leaves are inserted.



Diagonal

TAVOLO DIAGONAL ALLUNGABILE
L. 160 P. 90 CM
STRUTTURA METALLO ANTRACITE 160,
PIANO MATERICO ROVERE NODATO CHIARO.
SEDIE TWIST STRUTTURA METALLO
ANTRACITE 160, RIVESTIMENTO
CAT. B TEXAS 07.

EXTENDABLE DIAGONAL TABLE
W. 160 D. 90 CM
ANTHRACITE 160 METAL FRAME, LIGHT
KNOTTED TEXTURED OAK TOP.
TWIST CHAIRS, ANTHRACITE 160 METAL
FRAME, UPHOLSTERY CAT. B TEXAS 07.




Diagonal

FINITURE STRUTTURA / FRAME FINISHES

METALLI / METALS


best seller

optional



FINITURE PIANO / TOP FINISHES

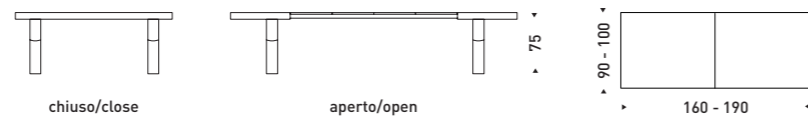
MATERICI / TEXTURED



MISURE DISPONIBILI / AVAILABLE SIZES

DIAGONAL ALLUNGABILE
p. 86

160x90 (40+40+40+40) cm
190x100 (40+40+40+40) cm



Enigma

TAVOLO ENIGMA - FISSO - L. 220 P. 100 CM
STRUTTURA METALLO ANTRACITE 160.
PIANO MATERICO ROVERE NODATO SCURO.
SEDIE SOFIA RIVESTIMENTO
CAT. B ECONABUK 13.

FIXED - ENIGMA TABLE W. 220 D. 100 CM
ANTHRACITE 160 METAL FRAME, DARK
KNOTTED TEXTURED OAK TOP.
SOFIA CHAIRS, UPHOLSTERY CAT. B 13
ECO-NUBUCK.



Enigma

TAVOLO ENIGMA - FISSO - L. 200 P. 100 CM
STRUTTURA METALLO ANTRACITE 160,
PIANO MATERICO PIASENTINA.

FIXED - ENIGMA TABLE W. 200 D. 100 CM
ANTHRACITE 160 METAL FRAME,
PIASENTINA TEXTURED TOP.




Enigma

FINITURE STRUTTURA / FRAME FINISHES

METALLI / METALS


best seller

optional



FINITURE PIANO / TOP FINISHES

MATERICI / TEXTURED



LEGNO / WOOD



CERAMICA OPACA / MATT CERAMIC




CERAMICA LUCIDA / GLOSS CERAMIC



FISSO / ONE SYSTEM
Vedi specifica p. 24-25
See pages 24-25 for details

ECOMALTA



FISSO / ONE SYSTEM
Vedi specifica p. 24-25
See pages 24-25 for details

HPL



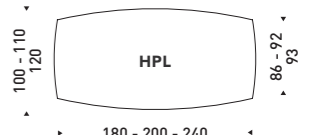
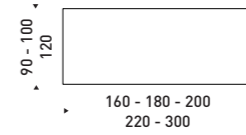
MISURE DISPONIBILI / AVAILABLE SIZES

ENIGMA FISSO

160x90 cm
180x100 cm
200x100 cm
220x100 cm
300x120 cm

HPL
180x100 cm
200x110 cm
240x120 cm

Finitura ceramica non disponibile con misura 300x120 cm
Ceramic finish not available in size 300x120 cm

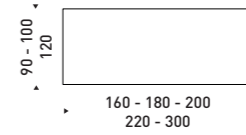


ENIGMA ONE SYSTEM

p. 16

160x90 cm
180x100 cm
200x100 cm
220x100 cm
300x120 cm

Finitura HPL non disponibile
Finitura ceramica non disponibile con dimensione 300x120 cm
HPL finish not available
Ceramic finish not available in size 300x120 cm



Zoe

TAVOLO ZOE - PLUS SYSTEM - L. 220 P. 100 CM
STRUTTURA METALLO ANTRACITE 160,
PIANO CERAMICA OXIDE NERO 031
SEDIE LUNA STRUTTURA METALLO
ANTRACITE 160, RIVESTIMENTO
CAT. A BOSTON WATER GREEN.

ZOE TABLE - PLUS SYSTEM - W. 220 D. 100 CM
ANTHRACITE 160 METAL FRAME, BLACK OXIDE
031 CERAMIC TOP.
LUNA CHAIRS, ANTHRACITE 160 METAL FRAME,
UPHOLSTERY CAT. A BOSTON WATER GREEN.



Zoe



Zoe

TAVOLO ZOE - ONE SYSTEM - L. 200 P. 100 CM
STRUTTURA METALLO ANTRACITE 160,
PIANO MATERICO NODATO CHIARO.
SEDIE EVA STRUTTURA METALLO
ANTRACITE 160, RIVESTIMENTO CAT. 1/ONE
TEXPLAST TORTORA 711.

ZOE TABLE - ONE SYSTEM - W. 200 D. 100 CM
ANTHRACITE 160 METAL FRAME, LIGHT
KNOTTED TEXTURED TOP.
EVA CHAIRS, ANTHRACITE 160 METAL FRAME,
UPHOLSTERY CAT. 1/ONE LIGHT GREY 711
TEXPLAST.



Zoe

TAVOLO ZOE TONDO ALLUNGABILE Ø 120 CM
STRUTTURA METALLO BIANCO GESSO 121,
PIANO VETRO BIANCO GESSO LUCIDO 321,
ALLUNGA MATERICO BIANCO OPACO.
SEDIE HOME STRUTTURA METALLO
ANTRACITE 160, RIVESTIMENTO CAT. 1/ONE EASY 6.

EXTENDABLE ROUND ZOE TABLE Ø 120 CM
CHALK WHITE 121 METAL FRAME, CHALK
WHITE 321 GLOSS TOP, MATT WHITE TEXTURED
EXTENSION.
HOME CHAIRS, ANTHRACITE 160 METAL FRAME,
UPHOLSTERY CAT. 1/ONE EASY 6.



Zoe

TAVOLO ZOE TONDO ALLUNGABILE Ø 120 CM
STRUTTURA METALLO ANTRACITE 160,
PIANO VETRO BIANCO GESSO LUCIDO 321.
SEDIE HOME STRUTTURA METALLO
ANTRACITE 160, RIVESTIMENTO CAT. 1/ONE
ECOPELLE BLOOM 30.

EXTENDABLE ROUND ZOE TABLE Ø 120 CM
ANTHRACITE 160 METAL FRAME, GLOSS
CHALK WHITE 321 GLASS TOP.
HOME CHAIRS, ANTHRACITE 160 METAL
FRAME, UPHOLSTERY CAT. 1/ONE BLOOM 30
ECO-LEATHER.




FINITURE STRUTTURA / FRAME FINISHES

METALLI / METALS


best seller

optional



FINITURE PIANO / TOP FINISHES


MATERICI / TEXTURED




LEGNO / WOOD




VETRO LUCIDO / GLOSS GLASS



VETRO SATINATO / SATIN GLASS



CERAMICA OPACA / MATT CERAMIC




CERAMICA LUCIDA / GLOSS CERAMIC




Vedi specifica p. 24-25
See pages 24-25 for details

ECOMALTA



Vedi specifica p. 24-25
See pages 24-25 for details

HPL



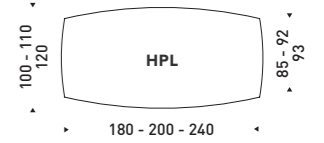
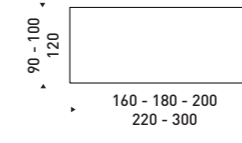
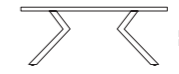
MISURE DISPONIBILI / AVAILABLE SIZES

ZOE FISSO

160x90 cm
180x100 cm
200x100 cm
220x100 cm

HPL
180x100 cm
200x110 cm
240x120 cm

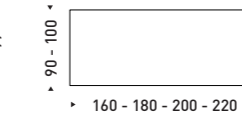
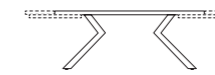
Finitura vetro non disponibile
Glass finish not available



ZOE ONE SYSTEM p. 16

160x90 (50+50) cm
180x100 (50+50) cm
200x100 (50+50) cm
220x100 (50+50) cm

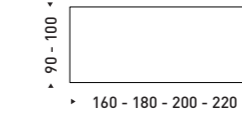
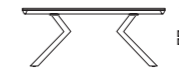
Finitura vetro e HPL non disponibile
Glass and HPL finish not available



ZOE PLUS SYSTEM p. 20

160x90 cm
180x100 cm
200x100 cm
220x100 cm

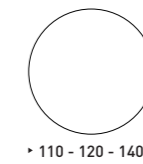
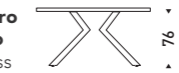
Finitura legno e HPL non disponibile
Wood and HPL finish not available



ZOE TONDO FISSO

Ø 110 cm
Ø 120 cm
Ø 140 cm

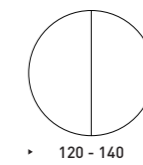
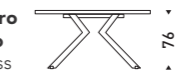
Disponibile solo in finitura vetro lucido bianco gesso e materico
Only available in white gloss glass and textured finishes



ZOE TONDO ALLUNGABILE

Ø 120 (+60) cm
Ø 140 (+60) cm

Disponibile solo in finitura vetro lucido bianco gesso e materico
Only available in white gloss glass and textured finishes



Boston

TAVOLO BOSTON ALLUNGABILE L. 160 P. 90 CM
STRUTTURA ROVERE CARBONE,
PIANO MATERICO ROVERE NODATO CHIARO.
SEDIE PARIS STRUTTURA METALLO
ANTRACITE 160, RIVESTIMENTO CAT. B ECONABUK 13.


EXTENDABLE BOSTON TABLE W. 160 D. 90 CM
CHARCOAL OAK FRAME, LIGHT KNOTTED TEXTURED
OAK TOP.
PARIS CHAIRS, ANTHRACITE 160 METAL FRAME,
UPHOLSTERY CAT. B 13 ECO-NUBUCK.



Boston


FINITURE STRUTTURA / FRAME FINISHES

LEGNO / WOOD



FINITURE PIANO / TOP FINISHES

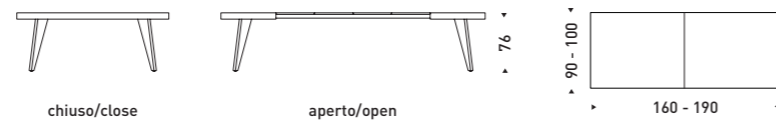
MATERICI / TEXTURED



MISURE DISPONIBILI / AVAILABLE SIZES

BOSTON
ALLUNGABILE

160x90 (40+40+40+40) cm
190x100 (40+40+40+40) cm



Raw



TAVOLO RAW - FISSO - L. 160 H.90 CM
STRUTTURA ROVERE NATURA,
PIANO ECOMALTA NERO 053.
SEDIE ADELE STRUTTURA FAGGIO TINTO ROVERE
NATURA, RIVESTIMENTO CAT. 1/ONE ECOPELLE
BLOOM 15.

FIXED - RAW TABLE W. 160 H. 90 CM
NATURAL OAK FRAME, BLACK ECOMALTA 053 TOP.
ADELE CHAIRS, NATURAL OAK STAINED BEECH
FRAME, UPHOLSTERY CAT. 1/ONE BLOOM 15
ECO-LEATHER.

Raw


FINITURE STRUTTURA / FRAME FINISHES

LEGNO / WOOD




FINITURE PIANO / TOP FINISHES

MATERICI / TEXTURED



CERAMICA OPACA / MATT CERAMIC




CERAMICA LUCIDA / GLOSS CERAMIC



Vedi specifica p. 24-25
See pages 24-25 for details

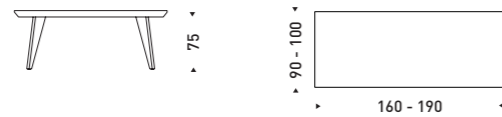
ECOMALTA



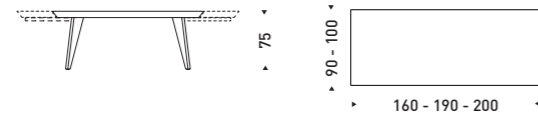
Vedi specifica p. 24-25
See pages 24-25 for details

MISURE DISPONIBILI / AVAILABLE SIZES

RAW
FISSO
160x90 cm
180x100 cm
200x100 cm



RAW
ONE
SYSTEM
p. 16
160x90 (50+50) cm
180x100 (50+50) cm
200x100 (50+50) cm




TAVOLO RAW + FISSO - L. 160 H. 90 CM
STRUTTURA LEGNO ROVERE NATURA,
PIANO MATERICO CEMENTO SCURO.
SEDIE ADELE STRUTTURA ROVERE NATURA,
RIVESTIMENTO CAT. 1/ONE SELFIE 601.

FIXED - RAW TABLE W. 160 H. 90 CM
NATURAL OAK WOOD FRAME, DARK CEMENT
TEXTURED TOP.
ADELE CHAIRS, NATURAL OAK FRAME,
UPHOLSTERY CAT. 1/ONE SELFIE 601.

Sinua

TAVOLO SINUA - FISSO - L. 140 P. 140 CM
STRUTTURA METALLO ANTRACITE 160,
PIANO ECOMALTA CENERE 051.
SEDIE HAVANA STRUTTURA METALLO
ANTRACITE 160, RIVESTIMENTO CAT. C
ALLURE UNITO 105.

FIXED - SINUA TABLE W. 140 D. 140 CM
ANTHRACITE 160 METAL FRAME, ASH GREY 051
ECOMALTA TOP.
HAVANA CHAIRS, ANTHRACITE 160 METAL
FRAME, UPHOLSTERY CAT. C
UNITED ALLURE 105.



Sinua

TAVOLO SINUA - FISSO - L. 120 P. 120 CM
STRUTTURA METALLO ANTRACITE 160,
PIANO LEGNO ROVERE CARBONE.
SEDIE ADELE STRUTTURA FAGGIO TINTA
ROVERE CARBONE, RIVESTIMENTO CAT. C
ALLURE UNITO II.

FIXED - SINUA TABLE W. 120 D. 120 CM
ANTHRACITE 160 METAL FRAME,
CHARCOAL OAK WOOD TOP.
ADELE CHAIRS, CHARCOAL-STAINED SOLID
ASH BEECH FRAME, UPHOLSTERY CAT. C
UNITED ALLURE II.




Sinua

FINITURE STRUTTURA / FRAME FINISHES

METALLI / METALS

best seller

optional




FINITURE PIANO / TOP FINISHES

LEGNO / WOOD



ECOMALTA

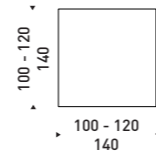
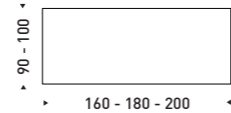


MISURE DISPONIBILI / AVAILABLE SIZES

SINUA FISSO

160x90 cm
180x100 cm
200x100 cm

100x100 cm
120x120 cm
140x140 cm

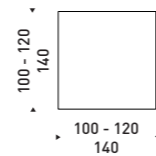



SINUA ONE SYSTEM

p. 16

160x90 (50+50) cm
180x100 (50+50) cm
200x100 (50+50) cm

100x100 (50+50) cm
120x120 (50+50) cm
140x140 (50+50) cm



TAVOLO SINUA - ONE SYSTEM -
L. 200 P. 100 CM
STRUTTURA METALLO ANTRACITE 160,
PIANO LEGNO ROVERE NATURA.
SEDIE CLOE STRUTTURA METALLO
ANTRACITE 160, RIVESTIMENTO CAT. A
BOSTON LIGHT GREY.

SINUA TABLE - ONE SYSTEM -
W. 200 D. 100 CM
ANTHRACITE 160 METAL FRAME,
NATURAL OAK WOOD TOP.
CLOE CHAIR, ANTHRACITE 160 METAL
FRAME, UPHOLSTERY CAT. B VINTAGE 102
ECO-LEATHER.

Artù

TAVOLO ARTÙ - CROSS SYSTEM - L. 165 P. 85 CM
STRUTTURA LACCATO LUCIDO BIANCO GESSO 121,
PIANO VETRO BIANCO GESSO LUCIDO 321.
SEDIE HAVANA STRUTTURA METALLO BIANCO
GESSO 121, RIVESTIMENTO CAT. 1/ONE EASY 16.

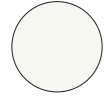
ARTÙ TABLE - CROSS SYSTEM - W. 165 D. 85 CM
CHALK WHITE 121 GLOSS LACQUERED FRAME,
CHALK WHITE 321 GLOSS GLASS TOP.
HAVANA CHAIRS, CHALK WHITE 121 METAL FRAME,
UPHOLSTERY CAT. 1/ONE EASY 16.



Artù

FINITURE STRUTTURA / FRAME FINISHES

LACCATO LUCIDO / GLOSS LACQUERED



121
Bianco
Lucido

FINITURE PIANO / TOP FINISHES

VETRO / GLASS

solo lucido



321
Bianco
Gesso

MISURE DISPONIBILI / AVAILABLE SIZES

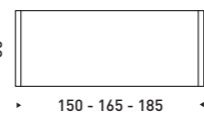
ARTÙ FISSO

150x85 cm
165x85 cm
185x85 cm



76

85



150 - 165 - 185

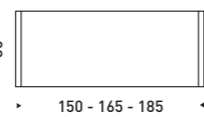
ARTÙ CROSS SYSTEM p. 22

150x85 (40+40) cm
165x85 (40+40) cm
185x85 (40+40) cm



76

85



150 - 165 - 185



Reflex

TAVOLO REFLEX - FISSO - L. 200 H.100 CM
STRUTTURA VETRO TRASPARENTE 320,
PIANO LEGNO ROVERE NATURA.
SEDIE VITTORIA RIVESTIMENTO CAT. 1/ONE
ECOPELLE BLOOM 15.


FIXED - REFLEX TABLE W. 200 H. 100 CM
TRANSPARENT GLASS FRAME, NATURAL OAK
WOOD TOP 320.
VITTORIA CHAIRS, UPHOLSTERY CAT. 1/ONE
BLOOM 15 ECO-LEATHER.



Reflex

FINITURE STRUTTURA / FRAME FINISHES

VETRO / GLASS



320
Trasparente

Gamba in cristallo spessore 19 mm
Glass leg 19 mm thick

FINITURE PIANO / TOP FINISHES

MATERICI / TEXTURED



MTRNC
Rovere
Nodato
Chiaro



MTRNC
Rovere
Nodato
Scuro



MTFO
Frassino
Oriente



MT-RT
Rovere
Termocotto



MT-RC
Rovere
Carbone




MT-CC
Cemento
Chiaro



MTCS
Cemento
Scuro



MTCV
Cemento
Cava



MT-PS
Piasentina



MT PA-BG
Poro aperto
Bianco Gesso



MT PA-MP
Poro aperto
Madreperla

LEGNO / WOOD



LGN-RNA
Rovere
Natura



LGN-RC
Rovere
Carbone



LGN-RT
Rovere
Termocotto

ECOMALTA



050
Ecomalta
Bianco



051
Ecomalta
Cenere



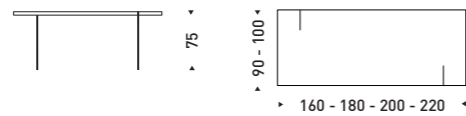
052
Ecomalta
Antracite



053
Ecomalta
Nero

MISURE DISPONIBILI / AVAILABLE SIZES

REFLEX
FISSO
160x90 cm
180x100 cm
200x100 cm
220x100 cm



TAVOLO REFLEX - FISSO - L. 200 H.100 CM
STRUTTURA CRISTALLO TRASPARENTE 320,
PIANO LEGNO ROVERE CARBONE.

FIXED - REFLEX TABLE W.200 H.100 CM
TRANSPARENT CRYSTAL FRAME 320,
CHARCOAL OAK WOOD TOP.

Space

TAVOLO SPACE - CROSS SYSTEM
L. 160 P. 100 CM.
STRUTTURA METALLO CARTA DA
ZUCCHERO 155, PIANO VETRO CARTA
DA ZUCCHERO SATINATO 455,
SEDIE SARA STRUTTURA METALLO
ANTRACITE 160, RIVESTIMENTO
CAT. 1/ONE EASY 20.

SPACE TABLE - CROSS SYSTEM -
W. 160 D. 100 CM.
BLUE-GREY 155 METAL FRAME,
SATIN BLUE-GREY 455 GLASS TOP,
SARA CHAIRS, ANTHRACITE 160 METAL
FRAME, UPHOLSTERY CAT. 1/ONE
EASY 20.



Space



Space

TAVOLO SPACE - CROSS SYSTEM - L. 160 P. 100 CM
STRUTTURA METALLO ANTRACITE 160,
PIANO MATERICO PIASENTINA,
SEDIE LEA CARTA DA ZUCCHERO,
BIANCO GESSO E ANTRACITE.

SPACE TABLE - CROSS SYSTEM - W. 160 D. 100 CM
ANTHRACITE 160 METAL FRAME, PIASENTINA
TEXTURED TOP.
BLUE-GREY, CHALK WHITE AND ANTHRACITE
LEA CHAIRS.



Space

Esempi di utilizzo / Examples of use



CUCINA / KITCHEN



NEGOZIO / SHOP



ZONA GIORNO / LIVING



UFFICIO / OFFICE



SCRIVANIA / DESK




UFFICIO / OFFICE

Space

La particolare struttura in alluminio può essere personalizzata nelle dimensioni al centimetro sia in lunghezza, sia in larghezza. Un sistema flessibile nelle misure e versatile negli utilizzi, ideale per arredare uffici, spazi di condivisione e ambienti contract o per integrarsi a isole e penisole nelle cucine moderne.

The unusual aluminium frame can be personalised in size to the centimetre, both lengthways and widthways. This mechanism offers flexible size options and has versatile uses, ideal for furnishing offices, shared spaces and large turn-key project areas. This table also integrates well into islands and peninsulas in a modern kitchen.




Space

FINITURE STRUTTURA / FRAME FINISHES

METALLI / METALS


best seller

optional




FINITURE PIANO / TOP FINISHES


MATERICI / TEXTURED




VETRO LUCIDO / GLOSS GLASS



VETRO SATINATO / SATIN GLASS



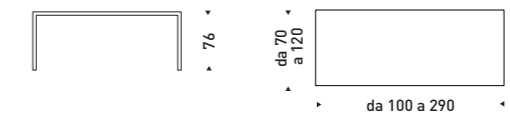
ECOMALTA



MISURE DISPONIBILI / AVAILABLE SIZES

SPACE CROSS SYSTEM p. 22

Rettangolare a misura / Rectangular, to size
da 100 a 290 x 70-75-80-85-90-95-100-110-120 cm
(allunghie/ extensions 40+40 cm)



Oscar



TAVOLO OSCAR - CROSS SYSTEM -
L. 160 P. 85 CM
STRUTTURA METALLO ANTRACITE 160,
PIANO MATERICO PIASENTINA.
SEDIE ALICE STRUTTURA METALLO
ANTRACITE 160, RIVESTIMENTO
CAT. B TEXAS 10.

OSCAR TABLE - CROSS SYSTEM -
W. 160 D. 85 CM
ANTHRACITE 160 METAL FRAME,
PIASSENTINA TEXTURED TOP.
ALICE CHAIRS, ANTHRACITE 160 METAL
FRAME, UPHOLSTERY CAT. B TEXAS 10.


Oscar

FINITURE STRUTTURA / FRAME FINISHES

METALLI / METALS


best seller

optional




FINITURE PIANO / TOP FINISHES


MATERICI / TEXTURED



VETRO LUCIDO / GLOSS GLASS

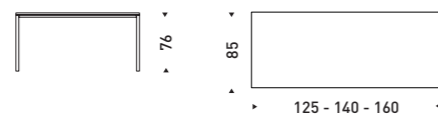


VETRO SATINATO / SATIN GLASS



MISURE DISPONIBILI / AVAILABLE SIZES

OSCAR CROSS SYSTEM
125x85 (50+50) cm
140x85 (50+50) cm
160x85 (50+50) cm



p. 22



TAVOLO OSCAR - CROSS SYSTEM - L. 140 P. 85 CM
STRUTTURA METALLO ANTRACITE 160, PIANO
MATERICO FRASSINO ORIENTE.
SEDIE ALICE STRUTTURA METALLO ANTRACITE 160,
RIVESTIMENTO CAT. A DAYTONA 76.

OSCAR TABLE - CROSS SYSTEM - W. 140 D. 85 CM
ANTHRACITE 160 METAL FRAME, EASTERN ASH
TEXTURED TOP.
ALICE CHAIRS, ANTHRACITE 160 METAL FRAME,
UPHOLSTERY CAT. A DAYTONA 76.

Strong

TAVOLO STRONG - FISSO - L. 240 P. 100 CM
STRUTTURA METALLO ANTRACITE 160,
PIANO MATERICO ANTRACITE.
SEDIE EVA STRUTTURA METALLO
ANTRACITE 160, RIVESTIMENTO
CAT. 1/ONE TEXPLAST GRIGIO SCURO 670.

FIXED - STRONG TABLE W. 240 D. 100 CM
ANTHRACITE 160 METAL FRAME,
PIASENTINA TEXTURED TOP.
EVA CHAIRS, ANTHRACITE 160 METAL
FRAME, UPHOLSTERY CAT. 1/ONE DARK
GREY 670 TEXPLAST.



Strong

TAVOLO STRONG - FISSO - L. 180 P. 100 CM
STRUTTURA METALLO ANTRACITE 160,
PIANO CERAMICA STATUARIO BIANCO
OPACO 020.
SEDIE ELENA STRUTTURA METALLO
ANTRACITE 160, RIVESTIMENTO
CAT. 1/ONE EASY 6.

FIXED - STRONG TABLE W. 180 D. 100 CM
ANTHRACITE 160 METAL FRAME, MATT
STATUARY WHITE 020 CERAMIC TOP.
ELENA CHAIRS, ANTHRACITE 160 METAL
FRAME, UPHOLSTERY CAT. 1/ONE EASY 6.




Strong

FINITURE STRUTTURA / FRAME FINISHES

METALLI / METALS


best seller

optional



FINITURE PIANO / TOP FINISHES


MATERICI / TEXTURED



CERAMICA OPACA / MATT CERAMIC



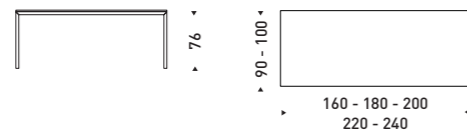
ECOMALTA



MISURE DISPONIBILI / AVAILABLE SIZES

STRONG
FISSO

160x90 cm
180x100 cm
200x100 cm
220x100 cm
240x100 cm



TAVOLO STRONG - FISSO -
L. 180 P. 100 CM
STRUTTURA METALLO
ANTRACITE 160, PIANO
MATERICO CEMENTO CAVA.

FIXED - STRONG TABLE W. 180
D. 100 CM
ANTHRACITE 160 METAL
FRAME, QUARRY CEMENT
TEXTURED TOP.

Evolution

TAVOLO EVOLUTION - CROSS SYSTEM -
L. 160 P. 85 CM
STRUTTURA METALLO BIANCO GESSO 121,
PIANO CERAMICA STATUARIO BIANCO
OPACO 020.
SEDIE CHICCO STRUTTURA METALLO
BIANCO GESSO 121, RIVESTIMENTO
CAT. A SMILE 35.

EVOLUTION TABLE - CROSS SYSTEM -
W. 160 D. 85 CM
CHALK WHITE 121 METAL FRAME, MATT
STATUARY WHITE CERAMIC 020 TOP.
CHICCO CHAIRS, CHALK WHITE 121 METAL
FRAME, UPHOLSTERY CAT. A SMILE 35.



Evolution

TAVOLO EVOLUTION - CROSS SYSTEM -
L. 140 P. 85 CM
STRUTTURA METALLO ANTRACITE 160,
PIANO MATERICO NODATO SCURO.
SEDIE GAIA STRUTTURA METALLO
ANTRACITE 160, RIVESTIMENTO
CAT. 1/ONE EASY 16.

EVOLUTION TABLE - CROSS SYSTEM -
W. 140 D. 85 CM
ANTHRACITE 160 METAL FRAME, DARK
KNOTTED TEXTURED TOP.
GAIA CHAIRS, ANTHRACITE 160 METAL
FRAME, UPHOLSTERY CAT. 1/ONE EASY 16.




Evolution

FINITURE STRUTTURA / FRAME FINISHES

METALLI / METALS


best seller

optional




FINITURE PIANO / TOP FINISHES


MATERICI / TEXTURED



VETRO LUCIDO / GLOSS GLASS



VETRO SATINATO / SATIN GLASS



CERAMICA OPACA / MATT CERAMIC



CERAMICA LUCIDA / GLOSS CERAMIC

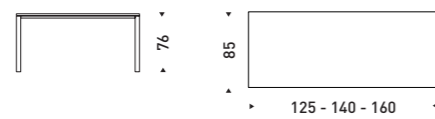


MISURE DISPONIBILI / AVAILABLE SIZES

EVOLUTION CROSS SYSTEM

p. 22

125x85 [50+50] cm
140x85 [50+50] cm
160x85 [50+50] cm



TAVOLO EVOLUTION - CROSS SYSTEM -
L. 140 P. 85 CM
STRUTTURA METALLO ANTRACITE 160,
PIANO MATERICO NODATO SCURO,
SEDIE GAIA STRUTTURA METALLO
ANTRACITE 160, RIVESTIMENTO
CAT. 1/ONE EASY 16.

EVOLUTION TABLE - CROSS SYSTEM -
W. 140 D. 85 CM
ANTHRACITE 160 METAL FRAME, DARK
KNOTTED TEXTURED TOP.
GAIA CHAIRS, ANTHRACITE 160 METAL
FRAME, UPHOLSTERY CAT. 1/ONE EASY 16.

Bio

TAVOLO BIO - CROSS SYSTEM - L. 180 P. 100 CM
STRUTTURA E PIANO E MECCANISMO LEGNO
ROVERE NATURA.
SEDIE CLOE STRUTTURA FRASSINO TINTA
ROVERE NATURA, RIVESTIMENTO CAT. A
DAYTONA 77.

BIO TABLE - CROSS SYSTEM - W. 180 D. 100 CM
NATURAL OAK WOOD FRAME, TOP AND
MECHANISM.
CLOE CHAIRS, NATURAL-STAINED SOLID ASH
FRAME, UPHOLSTERY CAT. A DAYTONA 77.



Bio

FINITURE STRUTTURA / FRAME FINISHES

LEGNO / WOOD



LGN-RNA
Rovere
Natura

FINITURE PIANO / TOP FINISHES

LEGNO / WOOD

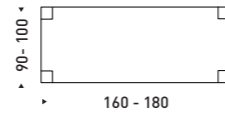


LGN-RNA
Rovere
Natura

MISURE DISPONIBILI / AVAILABLE SIZES

**BIO
CROSS
SYSTEM**
p. 22

160x90 (45+45) cm
180x100 (45+45) cm



Taller



TAVOLO TALLER - CROSS SYSTEM - L. 167 P. 85 CM
STRUTTURA MASSELLO FRASSINO TINTO NATURA,
PIANO LEGNO ROVERE NATURA.
SEDIE MOON STRUTTURA METALLO ANTRACITE
160, RIVESTIMENTO CAT. A DAYTONA 78.

TALLER TABLE - CROSS SYSTEM - W. 167 D. 85 CM
NATURAL-STAINED SOLID ASH WOOD FRAME,
NATURAL OAK WOOD TOP.
MOON CHAIRS, ANTHRACITE 160 METAL FRAME,
UPHOLSTERY CAT. A DAYTONA 78.

Taller

FINITURE STRUTTURA / FRAME FINISHES


LEGNO / WOOD



Massello Frassino Tinto Natura Massello Frassino Tinto Carbone Massello Frassino Tinto Termocotto

FINITURE PIANO / TOP FINISHES

LEGNO / WOOD

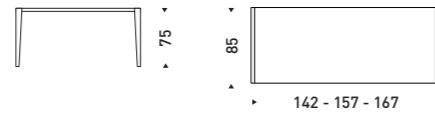


LGN-RNA Rovere Natura LGN-RC Rovere Carbone LGN-RT Rovere Termocotto

MISURE DISPONIBILI / AVAILABLE SIZES

TALLER FISSO

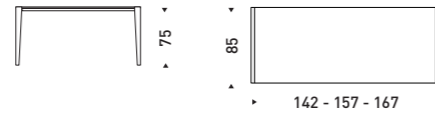
142x85 cm
157x85 cm
167x85 cm



TALLER CROSS SYSTEM

p. 22

142x85 (40 + 40) cm
157x85 (40 + 40) cm
167x85 (40 + 40) cm



TAVOLO TALLER - CROSS SYSTEM - L. 167 P. 85 CM
STRUTTURA MASSELLO FRASSINO TINTO
CARBONE, PIANO LEGNO ROVERE CARBONE.
SEDIE CHICCO STRUTTURA METALLO ANTRACITE
160, RIVESTIMENTO CAT. A SMILE 35.

TALLER TABLE - CROSS SYSTEM - W. 167 D. 85 CM
CHARCOAL-STAINED SOLID ASH WOOD FRAME,
CHARCOAL OAK WOOD TOP.
CHICCO CHAIRS, ANTHRACITE 160 METAL FRAME,
UPHOLSTERY CAT. A SMILE 35.

Laguna

TAVOLO LAGUNA - FISSO - L. 220 P. 100 CM
STRUTTURA BRICOLA NATURALE, PIANO
VETRO TRASPARENTE 320.
SEDIE VITTORIA STRUTTURA METALLO
ANTRACITE 160, RIVESTIMENTO
CAT. 1/ONE ECOPELLE BLOOM 7.

FIXED - LAGUNA TABLE W. 220 D. 100 CM
NATURAL DRIFTWOOD FRAME,
TRANSPARENT GLASS TOP 320.
VITTORIA CHAIRS, ANTHRACITE 160 METAL
FRAME, UPHOLSTERY CAT. 1/ONE BLOOM 7
ECO-LEATHER.



Laguna

FINITURE STRUTTURA / FRAME FINISHES

LEGNO / WOOD



Bricola
Naturale


Base metallo laccato Antracite
Lacquered metal anthracite frame

Abete antico ricavato dalla ristrutturazione di vecchi casali. Eventuale presenza di nodi e spaccature vanno considerati una caratteristica del vero legno

Ancient fir obtained from the renovation of old farmhouses. Any knots or splits are typical characteristics of authentic wood surfaces.

FINITURE PIANO / TOP FINISHES

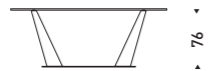
VETRO / GLASS



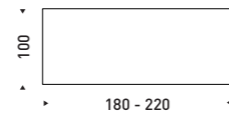
320
Trasparente

MISURE DISPONIBILI / AVAILABLE SIZES

**LAGUNA
FISSO** 180x100 cm
220x100 cm



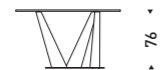
76




100

180 - 220

**LAGUNA
TONDO** Ø 140 cm



76



140

TAVOLO LAGUNA - FISSO - Ø 140 CM
STRUTTURA BRICOLA NATURALE, PIANO
VETRO TRASPARENTE 320.
SEDIE SOFIA STRUTTURA METALLO
ANTRACITE 160, RIVESTIMENTO
CAT. B ECOPELLE VINTAGE 102.

FIXED - LAGUNA TABLE Ø 140 CM
NATURAL DRIFTWOOD FRAME,
TRANSPARENT GLASS TOP 320.
SOFIA CHAIRS, ANTHRACITE 160 METAL
FRAME, UPHOLSTERY CAT. B VINTAGE 102
ECO-LEATHER.



Travo

TAVOLO TRAVO Ø 140 CM
STRUTTURA LEGNO ABETE ANTICO,
PIANO VETRO TRASPARENTE 320.
SEDIE VITTORIA STRUTTURA METALLO
ANTRACITE 160, RIVESTIMENTO
CAT. 1/ONE ECOPELLE BLOOM 30.

TRAVO TABLE Ø 140 CM
ANTIQUÉ FIR WOOD FRAME,
TRANSPARENT GLASS TOP 320.
VITTORIA CHAIRS, ANTHRACITE 160
METAL FRAME, UPHOLSTERY CAT. 1/ONE
BLOOM 30 ECO-LEATHER.



Travo

FINITURE STRUTTURA / FRAME FINISHES

LEGNO / WOOD




Abete Antico

Abete antico ricavato dalla ristrutturazione di vecchi casali. Eventuale presenza di nodi e spaccature vanno considerati una caratteristica del vero legno
Antique fir obtained from the renovating old farmhouses. Any knots or splits are typical characteristics of authentic wood.

FINITURE PIANO / TOP FINISHES

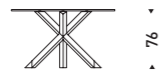
VETRO / GLASS



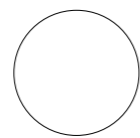
320
Trasparente

MISURE DISPONIBILI / AVAILABLE SIZES

TRAVO Ø 120 cm
FISSO Ø 140 cm




76



120 - 140



Bamboo



TAVOLO BAMBOO ALLUNGABILE Ø 120 CM
STRUTTURA METALLO ANTRACITE 160,
PIANO VETRO BIANCO GESSO LUCIDO 321.
SEDIE TEQUILA STRUTTURA ANTRACITE 160,
RIVESTIMENTO CAT. B TEXAS 10.

EXTENDABLE BAMBOO TABLE Ø 120 CM
ANTHRACITE 160 METAL FRAME, CHALK
WHITE 321 GLOSS GLASS TOP.
TEQUILA CHAIRS, ANTHRACITE 160 FRAME,
UPHOLSTERY CAT. B TEXAS 10.


Bamboo

FINITURE STRUTTURA / FRAME FINISHES

METALLI / METALS


best seller

optional



FINITURE PIANO / TOP FINISHES

MATERICI / TEXTURED



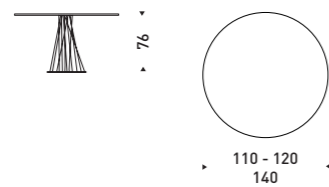
VETRO LUCIDO / GLOSS GLASS



MISURE DISPONIBILI / AVAILABLE SIZES

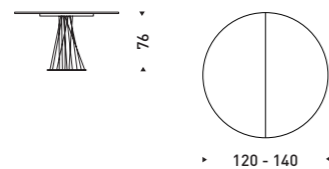
BAMBOO FISSO

Ø 110 cm
Ø 120 cm
Ø 140 cm



BAMBOO ALLUNGABILE p. 174

Ø 120 (+60) cm
Ø 140 (+60) cm



TAVOLO BAMBOO ALLUNGABILE Ø 120 CM
STRUTTURA METALLO ANTRACITE 160,
PIANO MATERICO PIASENTINA.
SEDIE TEQUILA STRUTTURA METALLO
ANTRACITE 160, RIVESTIMENTO CAT. C
ALLURE UNITO 100.

EXTENDABLE BAMBOO TABLE Ø 120 CM
ANTHRACITE 160 METAL FRAME,
PIASENTINA TEXTURED TOP.
TEQUILA CHAIRS, ANTHRACITE 160 METAL
FRAME, UPHOLSTERY CAT. C UNITED
ALLURE 100.

Power

TAVOLO POWER - FISSO - L. 180 P. 100 CM
STRUTTURA METALLO ANTRACITE 160,
PIANO MATERICO ROVERE NODATO CHIARO.
SEDIE LISA SETRUTTURA METALLO
ANTRACITE 160, RIVESTIMENTO CAT. B
ECOPELLE VINTAGE 1011.

FIXED - POWER TABLE W. 180 D. 100 CM
ANTHRACITE 160 METAL FRAME, LIGHT KNOTTED
TEXTURED OAK TOP.
LISA CHAIRS, ANTHRACITE 160 METAL FRAME,
UPHOLSTERY CAT. B VINTAGE 1011 ECO-LEATHER.



Power

FINITURE STRUTTURA / FRAME FINISHES

METALLI / METALS



160
Antracite

FINITURE PIANO / TOP FINISHES

MATERICI / TEXTURED



MTRNC
Rovere
Nodato
Chiaro



MTRNC
Rovere
Nodato
Scuro



MTFO
Frassino
Oriente



MT-RT
Rovere
Termocotto



MT-RC
Rovere
Carbone




MT-CC
Cemento
Chiaro



MTCS
Cemento
Scuro



MTCV
Cemento
Cava



MT-PS
Piasentina



MT-PA-BG
Poro aperto
Bianco Gesso



MT-PA-MP
Poro aperto
Madreperla

LEGNO / WOOD



LGN-RNA
Rovere
Natura



LGN-RC
Rovere
Carbone



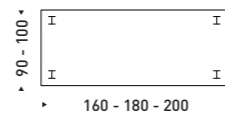
LGN-RT
Rovere
Termocotto

MISURE DISPONIBILI / AVAILABLE SIZES

**POWER
FISSO**
160x90 cm
180x100 cm
200x100 cm



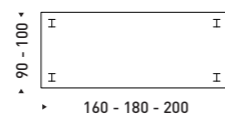
75



**POWER
ONE
SYSTEM**
160x90 (50+50) cm
180x100 (50+50) cm
200x100 (50+50) cm



75



p. 16



TAVOLO POWER - FISSO - L. 180 P. 100 CM
STRUTTURA METALLO ANTRACITE 160,
PIANO MATERICO PIASENTINA.

FIXED - POWER TABLE W. 180 D. 100 CM
ANTHRACITE 160 METAL FRAME,
PIASENTINA TEXTURED TOP.

Ikarus

TAVOLO IKARUS - UP SYSTEM - L. 220 P. 100 CM
STRUTTURA LEGNO ABETE ANTICO,
PIANO VETRO TRASPARENTE 320.
SEDIE CHICCO STRUTTURA METALLO
ANTRACITE 160, RIVESTIMENTO CAT. 1/ONE
EASY 9.

IKARUS TABLE - UP SYSTEM - W. 220 D. 100 CM
ANTIQUE FIR WOOD FRAME, TRANSPARENT
GLASS TOP 320.
CHICCO CHAIRS, ANTHRACITE 160 METAL
FRAME, UPHOLSTERY CAT. 1/ONE EASY 9.





TAVOLO IKARUS - FISSO - L. 200 P. 110 CM
STRUTTURA LACCATO ANTRACITE 160,
PIANO HPL SCURO.
SEDIE TEQUILA STRUTTURA METALLO
ANTRACITE 160, RIVESTIMENTO
CAT. B ECONABUK 13.

FIXED IKARUS TABLE W. 200 D. 110 CM
ANTHRACITE 160 LACQUERED FRAME,
DARK HPL TOP.
TEQUILA CHAIRS, ANTHRACITE 160 METAL
FRAME, UPHOLSTERY CAT. B 13 ECO-
NUBUCK.

Ikarus

FINITURE STRUTTURA / FRAME FINISHES

LEGNO / WOOD




Abete Antico

Abete antico ricavato dalla ristrutturazione di vecchi casali. Eventuale presenza di nodi e spaccature vanno considerati una caratteristica del vero legno

Antique fir obtained from the renovating old farmhouses. Any knots or splits are typical characteristics of authentic wood.

LEGNO LACCATO / LACQUERED WOOD



121 Bianco Gesso

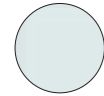


160 Antracite

FINITURE PIANO / TOP FINISHES

VETRO / GLASS

best seller



320 Trasparente

CERAMICA OPACA / MATT CERAMIC



010 Pietra Savoia



011 Pietra Perla



012 Pietra Antracite



020 Statuario Bianco Opaco



030 Oxide Bianco



031 Oxide Nero




040 Calacatta Oro venato Lucido



041 Noir desir Lucido

CERAMICA LUCIDA / GLOSS CERAMIC

HPL



Scuro



Chiaro

MISURE DISPONIBILI / AVAILABLE SIZES

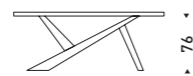
IKARUS FISSO

180x100 cm
200x100 cm
220x100 cm
300x120 cm

HPL

180x100 cm
200x110 cm
240x120 cm

Finitura ceramica non disponibile con dimensione 300x120 cm
Ceramic finish not available in size 300x120 cm



76



180 - 200 - 220 - 300



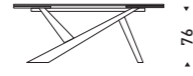
180 - 200 - 240

IKARUS UP SYSTEM

p. 18

180x100 (50+50) cm
200x100 (50+50) cm
220x100 (50+50) cm

Finitura HPL non disponibile
HPL finish not available



76



180 - 200 - 220



TAVOLO IKARUS - FISSO - L. 200 P. 110 CM
STRUTTURA LACCATO ANTRACITE 160,
PIANO HPL CHIARO.
SEDIE PARIS STRUTTURA METALLO
ANTRACITE 160, RIVESTIMENTO
CAT. B ECOPELLE VINTAGE 1009.

FIXED - IKARUS TABLE W. 200 D. 110 CM
ANTHRACITE 160 LACQUERED FRAME,
CHIARO HPL TOP.
PARIS CHAIRS, ANTHRACITE 160 METAL
FRAME, UPHOLSTERY CAT. B VINTAGE 1009
ECO-LEATHER.

Concrete

TAVOLO CONCRETE - FISSO - L. 140 P. 140 CM
STRUTTURA VETRO TRASPARENTE 320,
PIANO ECOMALTA ANTRACITE 052.
SEDIE ASTORIA STRUTTURA METALLO
ANTRACITE 160, RIVESTIMENTO
CAT. A BOSTON ASH.


FIXED - CONCRETE TABLE W. 140 D. 140 CM
TRANSPARENT GLASS FRAME, ECOMALTA
ANTHRACITE 052 TOP.
ASTORIA CHAIRS, ANTHRACITE 160 METAL
FRAME, UPHOLSTERY CAT. A BOSTON ASH.



Concrete

FINITURE STRUTTURA / FRAME FINISHES

VETRO / GLASS




Gamba in cristallo spessore 19 mm
Glass leg 19 mm thick

320
Trasparente


FINITURE PIANO / TOP FINISHES

MATERICI / TEXTURED




MTRNC Rovere Nodato Chiaro
 MTRNC Rovere Nodato Scuro
 MTFO Frassino Oriente
 MT-RT Rovere Termocotto
 MT-RC Rovere Carbone
 MT-CC Cemento Chiaro
 MTC S Cemento Scuro
 MTCV Cemento Cava
 MT-PS Piasentina
 MT PA-BG Poro aperto Bianco Gesso
 MT PA-MP Poro aperto Madreperla

LEGNO / WOOD



LGN-RNA Rovere Natura
 LGN-RC Rovere Carbone
 LGN-RT Rovere Termocotto

ECOMALTA



050 Ecomalta Bianco
 051 Ecomalta Cenere
 052 Ecomalta Antracite
 053 Ecomalta Nero


MISURE DISPONIBILI / AVAILABLE SIZES

CONCRETE FISSO

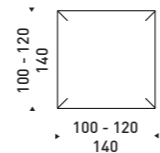
160x90 cm
180x100 cm
200x100 cm
220x100 cm



75



90 - 100
160 - 180 - 200 - 220



100 - 120
140
100 - 120
140

100x100 cm
120x120 cm
140x140 cm


CONCRETE ONE SYSTEM

p. 16

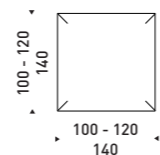
160x90 (50+50) cm
180x100 (50+50) cm
200x100 (50+50) cm
220x100 (50+50) cm



75



90 - 100
160 - 180 - 200 - 220



100 - 120
140
100 - 120
140

100x100 (50+50) cm
120x120 (50+50) cm
140x140 (50+50) cm



TAVOLO CONCRETE - ONE SYSTEM -
 L. 180 P. 100 CM
 STRUTTURA CRISTALLO
 TRASPARENTE 320, PIANO LEGNO
 ROVERE NATURA.
 SEDIE GAIA STRUTTURA METALLO
 ANTRACITE 160, RIVESTIMENTO
 CAT. 1/ONE SELFIE 600.

CONCRETE TABLE - ONE SYSTEM -
 W. 180 D. 100 CM
 TRANSPARENT CRYSTAL FRAME,
 NATURAL OAK WOOD TOP 320.
 GAIA CHAIRS, ANTHRACITE 160
 METAL FRAME, UPHOLSTERY CAT. 1/
 ONE SELFIE 600.

Loft

TAVOLO LOFT - CROSS SYSTEM - L. 160 P. 85 CM
STRUTTURA MASSELLO FAGGIO TINTO NODATO CHIARO
E PIANO MATERICO ROVERE NODATO CHIARO.
SEDIE GAIA STRUTTURA METALLO ANTRACITE 160,
RIVESTIMENTO CAT. 1/ONE SELFIE 600.

LOFT TABLE - CROSS SYSTEM - W. 160 D. 85 CM
LIGHT KNOTTED STAINED SOLID BEECH WOOD FRAME
AND LIGHT KNOTTED TEXTURED OAK TOP.
GAIA CHAIRS, ANTHRACITE 160 METAL FRAME,
UPHOLSTERY CAT. 1/ONE SELFIE 600.



Loft

FINITURE STRUTTURA / FRAME FINISHES

LEGNO / WOOD



Massello
Faggio tinto
Nodato Chiaro

FINITURE PIANO / TOP FINISHES

MATERICO / TEXTURED

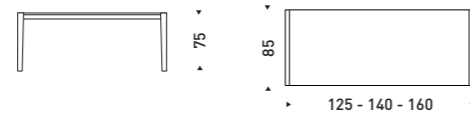


MTRNC
Rovere
Nodato Chiaro

MISURE DISPONIBILI / AVAILABLE SIZES

**LOFT
CROSS
SYSTEM**
p. 22

125x85 (40+40) cm
140x85 (40+40) cm
160x85 (40+40) cm



Movida

TAVOLO MOVIDA - CROSS SYSTEM - L. 140 P. 85 CM
STRUTTURA METALLO ANTRACITE 160,
PIANO MATERICO CEMENTO CAVA.
SEDIE SARA STRUTTURA METALLO ANTRACITE 160,
RIVESTIMENTO CAT. B ECOPELLE VINTAGE 102.

MOVIDA TABLE - CROSS SYSTEM - W. 140 D. 85 CM
ANTHRACITE 160 METAL FRAME, QUARRY CEMENT
TEXTURED TOP.
SARA CHAIRS, ANTHRACITE 160 METAL FRAME,
UPHOLSTERY CAT. B VINTAGE 102 ECO-LEATHER.



Movida

TAVOLO ALLUNGABILE PER SPAZI IN MOVIMENTO O PER AMBIENTI FUORI DAGLI SCHEMI.

EXTENDABLE TABLES FOR DYNAMIC SPACES AND ORIGINAL INTERIORS.



Movida

FINITURE STRUTTURA / FRAME FINISHES

METALLI / METALS




121
Bianco
Gesso

160
Antracite

FINITURE PIANO / TOP FINISHES

MATERICI / TEXTURED



MTRNC
Rovere
Nodato
Chiaro

MTRNC
Rovere
Nodato
Scuro

MTFO
Frassino
Oriente

MT-RT
Rovere
Termocotto

MT-RC
Rovere
Carbone

MT-CC
Cemento
Chiaro

MT-CS
Cemento
Scuro

MT-CV
Cemento
Cava

MT-PS
Piasentina

MT-OC-AN
Antracite

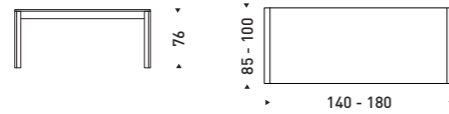
MT-PA-BG
Poro aperto
Bianco Gesso

MT-PA-MP
Poro aperto
Madreperla

MISURE DISPONIBILI / AVAILABLE SIZES

**MOVIDA
CROSS
SYSTEM**

140 x 85 (50+50+50+50+50+50) cm
180 x 100 (50+50+50+50+50+50) cm



p. 22



Fiesta Consolle

CONSOLLE FIESTA L. 52/238 P. 90 CM
STRUTTURA E PIANO MATERICO ROVERE
NODATO CHIARO.
SEDIE LEA BIANCO GESSO E ANTRACITE.

FIESTA CONSOLE TABLE W. 52/238 D. 90 CM
LIGHT KNOTTED TEXTURED OAK TOP AND
FRAME.
CHALK WHITE AND ANTHRACITE LEA CHAIRS.



Fiesta Consolle

CONSOLLE FIESTA L. 52/300 P. 120 CM
STRUTTURA E PIANO MATERICO PORO APERTO
BIANCO GESSO.
SEDIE TWIST STRUTTURA METALLO ANTRACITE 160,
RIVESTIMENTO CAT. 1/ONE EASY 19.


FIESTA CONSOLE TABLE W. 52/300 D. 120 CM
CHALK WHITE OPEN-PORE TEXTURED TOP AND
FRAME.
TWIST CHAIRS, ANTHRACITE 160 METAL FRAME,
UPHOLSTERY CAT. 1/ONE EASY 19.



Fiesta Consolle


FINITURE STRUTTURA / FRAME FINISHES

MATERICI / TEXTURED



FINITURE PIANO / TOP FINISHES

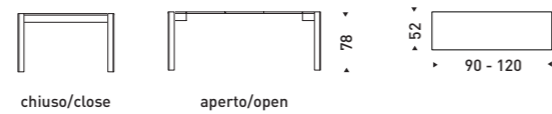
MATERICI / TEXTURED



MISURE DISPONIBILI / AVAILABLE SIZES

**FIESTA
CONSOLLE**

52/238 x 90 (62+62+62) cm
 52/300 x 90 (62+62+62+62) cm
 52/238 x 120 (62+62+62) cm
 52/300 x 120 (62+62+62+62) cm



CONSOLLE FIESTA L. 52/300 P. 120 CM
 STRUTTURA E PIANO MATERICO PORO APERTO
 BIANCO GESSO.


FIESTA CONSOLE TABLE W. 52/300 D. 120 CM
 CHALK WHITE OPEN-PORE TEXTURED TOP
 AND FRAME.



Flat

FINITURE STRUTTURA / FRAME FINISHES

METALLI / METALS




Cromo
Lucido

160
Antracite

FINITURE PIANO / TOP FINISHES

MATERICI / TEXTURED



MTRNC
Rovere
Nodato
Chiaro

MTRNC
Rovere
Nodato
Scuro

MTFO
Frassino
Oriente

MT-RT
Rovere
Termocotto

MT-RC
Rovere
Carbone

MT-CC
Cemento
Chiaro

MT-CS
Cemento
Scuro

MT-CV
Cemento
Cava

MT-PS
Plasentina

MT OC-BG
Bianco
Gesso

MT OC-AN
Antracite

MT OC-MP
Madreperla

MT PA-BG
Poro aperto
Bianco Gesso

MT PA-MP
Poro aperto
Madreperla

VETRO LUCIDO / GLOSS GLASS

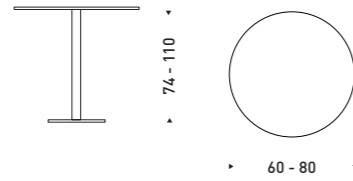


321
Bianco Gesso

MISURE DISPONIBILI / AVAILABLE SIZES

FLAT
FISSO

Ø 60 cm
Ø 80 cm




FLAT Ø 60 H. 110 CM
STRUTTURA METALLO ANTRACITE 160,
PIANO VETRO BIANCO GESSO LUCIDO
321.
SGABELLI SARA STRUTTURA METALLO
160, RIVESTIMENTO CAT. 1/ONE
ECOPELLE BLOOM 5.

FLAT Ø 60 H. 110 CM
ANTRACITE 160 METAL FRAME, CHALK
WHITE 321 GLOSS GLASS TOP.
SARA STOOLS, 160 METAL FRAME,
UPHOLSTERY CAT. 1/ONE BLOOM 5 ECO-
LEATHER.

Square

FINITURE STRUTTURA / FRAME FINISHES

METALLI / METALS




FINITURE PIANO / TOP FINISHES

VETRO LUCIDO / GLOSS GLASS

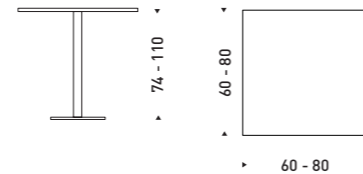


MATERICI / TEXTURED



MISURE DISPONIBILI / AVAILABLE SIZES

SQUARE 60 x 60 cm
FISSO 80 x 80 cm



SQUARE L. 60 P. 60 H. 74 CM
 STRUTTURA METALLO CROMO, PIANO
 MATERICO FRASSINO ORIENTE.
 SEDIE LEA BIANCHE.

SQUARE W. 60 D. 60 H. 74 CM
 CHROME METAL FRAME, EASTERN ASH
 TEXTURED TOP. WHITE LEA CHAIRS.

SQUARE L. 60 P. 60 H. 74 CM
 STRUTTURA METALLO ANTRACITE 160,
 PIANO VETRO BIANCO GESSO LUCIDO 421.
 SEDIE LEA CARTA DA ZUCCHERO.

SQUARE L. 60 P. 60 H. 74 CM
 ANTHRACITE 160 METAL FRAME,
 CHALK WHITE 421 GLOSS GLASS TOP.
 BLUE-GREY LEA CHAIRS.



Giravolta Consolle

FINITURE STRUTTURA / FRAME FINISHES

METALLI / METALS



160
Antracite

FINITURE PIANO / TOP FINISHES

MATERICI / TEXTURED



MTRNC
Rovere
Nodato
Chiaro



MTFO
Frassino
Oriente




MTRT
Rovere
Termocotto



MT PA-BG
Poro aperto
Bianco Gesso

MISURE DISPONIBILI / AVAILABLE SIZES

**GIRAVOLTA
CONSOLLE** 130 x 42,5/85 cm
150 x 42,5/85 cm
180 x 42,5/85 cm



chiuso/closed



aperto/open



CONSOLLE GIRAVOLTA L. 130 P. 42,5 CM
STRUTTURA METALLO ANTRACITE 160,
PIANO MATERICO ROVERE TERMOCOTTO.
SEDIE CHICCO STRUTTURA METALLO ANTRACITE 160,
RIVESTIMENTO CAT 1/ONE EASY 9.


GIRAVOLTA CONSOLE TABLE W. 130 D. 42,5 CM
ANTHRACITE 160 METAL FRAME, HEAT-TREATED
TEXTURED OAK TOP.
CHICCO CHAIRS, ANTHRACITE 160 METAL FRAME,
UPHOLSTERY CAT. 1/ONE EASY 9.



Single


FINITURE STRUTTURA / FRAME FINISHES

MATERICI / TEXTURED



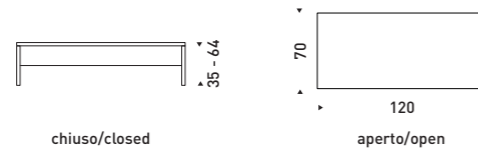
FINITURE PIANO / TOP FINISHES

MATERICI / TEXTURED



MISURE DISPONIBILI / AVAILABLE SIZES

SINGLE 120 x 70 cm



TAVOLINO SINGLE L. 120 P. 70 H. 36/64 CM
STRUTTURA E PIANO MATERICO ROVERE
TERMOCOTTO.

SINGLE COFFEE TABLE W. 120 D. 70 H. 36/64 CM
HEAT-TREATED TEXTURED OAK TOP AND FRAME.

Vision

FINITURE STRUTTURA / FRAME FINISHES

METALLI / METALS



160
Antracite

FINITURE PIANO / TOP FINISHES

MATERICI / TEXTURED



MT-RNC
Rovere
Nodato
Chiaro



MT-FFO
Frassino
Oriente



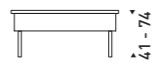
MT-RT
Rovere
Termocotto



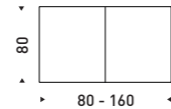
MT-PA-BG
Poro aperto
Bianco Gesso

MISURE DISPONIBILI / AVAILABLE SIZES

VISION 80/160 x 80 cm



chiuso/closed



aperto/open



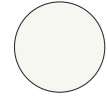
TAVOLINO VISION L. 120 P. 80 H. 41/74 CM
STRUTTURA METALLO ANTRACITE 160, PIANO
MATERICO PORO APERTO BIANCO GESSO.
SEDIE LEA ANTRACITE, BIANCO, MADREPERLA,
CARTA DA ZUCCHERO.

VISION COFFEE TABLE W. 120 D. 80 H. 41/74 CM
ANTHRACITE 160 METAL FRAME, CHALK WHITE
OPEN-PORE TEXTURED TOP.
ANTHRACITE, WHITE, MOTHER-OF-PEARL AND
BLUE-GREY LEA CHAIRS.

Wind

FINITURE STRUTTURA / FRAME FINISHES

METALLI / METALS



121
Bianco
Gesso



160
Antracite

FINITURE PIANO / TOP FINISHES

MATERICI / TEXTURED



MTRNC
Rovere
Nodato
Chiaro



MTFO
Frassino
Oriente



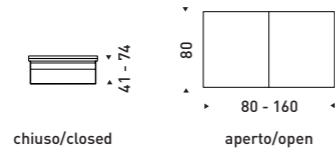
MTRT
Rovere
Termocotto



MT PA-BG
Poro aperto
Bianco Gesso

MISURE DISPONIBILI / AVAILABLE SIZES

TAVOLINO WIND 80/160 x 80 cm



TAVOLINO WIND L. 80 P. 80 H. 41/74 CM
STRUTTURA METALLO BIANCO GESSO 121,
PIANO MATERICO ROVERE NODATO CHIARO.
SEDIE LEA ANTRACITE.

WIND COFFEE TABLE W. 80 D. 80 H. 41/74 CM
CHALK WHITE 121 METAL FRAME, LIGHT
KNOTTED TEXTURED OAK TOP.
ANTHRACITE LEA CHAIRS.

Sedie

tante forme e stili di comodità

Chairs


Lots of practical shapes and styles

In sala da pranzo o in cucina, le sedie completano la funzionalità di un tavolo e ne valorizzano lo stile. Con o senza imbottitura, con schienale alto o basso, con rivestimento in tessuto o in ecopelle, con struttura in legno o in metallo, morbide o strutturate, dalle linee moderne o retrò: ogni sedia ha precise caratteristiche che ne definiscono il carattere. Tutte uguali per dare uniformità all'ambiente oppure di colori diversi per creare abbinamenti personalizzati.

Whether in the dining room or the kitchen, these chairs complement your practical table and add style. Each and every chair has its own unique features that define its character: with or without padding, with a high or low backrest, with fabric or eco-leather upholstery, with a wooden or metal frame, with a soft or structured form, and with modern lines or a vintage feel. Choose to have them all the same, to create uniformity in your space, or opt for different colours to create personalised pairings.

FINITURE STRUTTURA / FRAME FINISHES

METALLI / METALS



121
Bianco
Gesso



160
Antracite

FINITURE RIVESTIMENTO / UPHOLSTERY

Tessuti del campionario
Fabrics from the sample collection

Non disponibile in Lino Froissé e Texplast
Not available in Froissé Linen and Texplast

MISURE / SIZE

L. 49 P. 53 H. 88 / H. s. 50 cm

SEDIE CHICCO STRUTTURA METALLO ANTRACITE 160,
RIVESTIMENTO CAT. B BOSTON WATER GREEN.

CHICCO CHAIRS, ANTHRACITE 160 METAL FRAME,
UPHOLSTERY CAT. B BOSTON WATER GREEN.




SEDIA CHICCO STRUTTURA
METALLO ANTRACITE 160,
RIVESTIMENTO CAT. 1/ONE EASY 9.


CHICCO CHAIR, ANTHRACITE 160
METAL FRAME, UPHOLSTERY
CAT. 1/ONE EASY 9.

FINITURE STRUTTURA / FRAME FINISHES

METALLI / METALS



LEGNO / WOOD



FINITURE RIVESTIMENTO / UPHOLSTERY

Tessuti del campionario
Fabrics from the sample collection

Non disponibile in Lino Froissé, Texplast e Econabuk
Not available in Froissé Linen, Texplast and Econabuk

1. SEDIA CLOE STRUTTURA METALLO ANTRACITE 160,
RIVESTIMENTO CAT. B TEXAS 28.

2. SEDIA CLOE STRUTTURA FRASSINO TINTO
NATURA, RIVESTIMENTO CAT. 1/ONE EASY 1.

1. CLOE CHAIR, ANTHRACITE 160 METAL FRAME,
UPHOLSTERY CAT. B TEXAS 28.

2. CLOE CHAIR, NATURE SOLID ASH WOOD FRAME,
UPHOLSTERY CAT. 1/ONE EASY 1.

MISURE / SIZE

L. 50 P. 62 H. 90 / H. s. 50 cm



1.



2.




SEDIE CLOE STRUTTURA METALLO ANTRACITE 160,
RIVESTIMENTO CAT. A BOSTON LIGHT GREY.

CLOE CHAIR, ANTHRACITE 160 METAL FRAME,
UPHOLSTERY CAT. B VINTAGE 102 ECO-LEATHER.

Luna

FINITURE STRUTTURA / FRAME FINISHES

METALLI / METALS



LEGNO / WOOD



FINITURE RIVESTIMENTO / UPHOLSTERY

Tessuti del campionario
Fabrics from the sample collection

Non disponibile in Lino Froissé e Texplast
Not available in Froissé Linen and Texplast

MISURE / SIZE

L. 48 P. 60 H. 92 / H. s. 50 cm

1. SEDIA LUNA STRUTTURA METALLO ANTRACITE 160, RIVESTIMENTO CAT. C ALLURE UNITO 11.
2. SEDIA LUNA STRUTTURA FRASSINO TINTO CARBONE, RIVESTIMENTO CAT. C ALLURE UNITO 11.
1. LUNA CHAIR, ANTHRACITE 160 METAL FRAME, UPHOLSTERY CAT. C UNITED ALLURE 11.
2. LUNA CHAIR, CHARCOAL-STAINED ASH WOOD FRAME, UPHOLSTERY CAT. C UNITED ALLURE 11.



1.



2.




SEDIS LUNA STRUTTURA METALLO ANTRACITE 160, RIVESTIMENTO CAT. A DAYTONA 109.

LUNA CHAIR, ANTHRACITE 160 METAL FRAME, UPHOLSTERY CAT. A DAYTONA 109.

Home

FINITURE STRUTTURA / FRAME FINISHES

METALLI / METALS



121
Bianco
Gesso



160
Antracite

LEGNO / WOOD



Frassino tinto
Natura



Frassino tinto
Carbone



Frassino tinto
Termocotto

FINITURE RIVESTIMENTO / UPHOLSTERY

Tessuti del campionario
Fabrics from the sample collection

Non disponibile in Lino Froissé e Texplast
Not available in Froissé Linen and Texplast

SEDIA HOME STRUTTURA METALLO ANTRACITE 160,
RIVESTIMENTO CAT. A SMILE 20.

HOME CHAIR, ANTHRACITE 160 METAL FRAME,
UPHOLSTERY CAT. A SMILE 20.

MISURE / SIZE

L. 44 P. 56 H. 91 / H. s. 47 cm



SEDIA HOME STRUTTURA METALLO ANTRACITE 160,
RIVESTIMENTO CAT. 1/ONE ECOPELLE BLOOM 4.

HOME CHAIR, ANTHRACITE 160 METAL FRAME,
UPHOLSTERY CAT. 1/ONE BLOOM 4 ECO-LEATHER.

Home

SEDIA HOME STRUTTURA FRASSINO TINTO
CARBONE, RIVESTIMENTO CAT. 1/ONE ECOPELLE
BLOOM 15.


HOME CHAIR, CHARCOAL-STAINED ASH WOOD
FRAME, UPHOLSTERY CAT. 1/ONE BLOOM 15
ECO-LEATHER.



Twist

FINITURE STRUTTURA / FRAME FINISHES

METALLI / METALS



121
Bianco
Gesso



160
Antracite

LEGNO / WOOD



Frassino tinto
Natura



Frassino tinto
Carbone



Frassino tinto
Termocotto

FINITURE RIVESTIMENTO / UPHOLSTERY

Tessuti del campionario
Fabrics from the sample collection

Non disponibile in Econabuk, Lino Froissé e Texplast
Not available in eco-nubuck, Froissé Linen and Texplast

MISURE / SIZE

L. 49 P. 60 H. 85 / H. s. 47 cm

1. SEDIA TWIST STRUTTURA METALLO ANTRACITE 160, RIVESTIMENTO CAT. B ECOPELLE VINTAGE 102.

2. SEDIA TWIST STRUTTURA FRASSINO TINTO NATURA, RIVESTIMENTO CAT. B ECOPELLE VINTAGE 102.

1. TWIST CHAIR, ANTHRACITE 160 METAL FRAME, UPHOLSTERY CAT. B VINTAGE 102 ECO-LEATHER.

2. TWIST CHAIR, NATURE SOLID ASH WOOD FRAME, UPHOLSTERY CAT. B VINTAGE 102 ECO-LEATHER.



1.



2.




SEDA TWIST STRUTTURA METALLO ANTRACITE 160, RIVESTIMENTO CAT. C ALLURE UNITO 105.

TWIST CHAIR, ANTHRACITE 160 METAL FRAME, UPHOLSTERY CAT. C UNITED ALLURE 105.

Sofia

FINITURE STRUTTURA / FRAME FINISHES

METALLI / METALS



121
Bianco
Gesso



160
Antracite

Disponibile anche con gamba rivestita
Also available with coated leg

FINITURE RIVESTIMENTO / UPHOLSTERY

Tessuti del campionario
Fabrics from the sample collection

Non disponibile in Lino Froissé e Texplast
Not available in Froissé Linen and Texplast

MISURE / SIZE

L. 49 P. 55 H. 88 / H. s. 50 cm

SEDIA SOFIA STRUTTURA METALLO ANTRACITE 160,
RIVESTIMENTO CAT. 1/ONE EASY 20.

SOFIA CHAIR, ANTHRACITE 160 METAL FRAME,
UPHOLSTERY CAT. 1/ONE EASY 20.




SEDIA SOFIA CON GAMBA RIVESTITA,
RIVESTIMENTO CAT. B ECONABUCK 13.

SOFIA CHAIR, WITH UPHOLSTERED LEG,
UPHOLSTERY CAT. B 13 ECO-NUBUCK.

Havana

FINITURE STRUTTURA / FRAME FINISHES

METALLI / METALS



121
Bianco
Gesso



160
Antracite

FINITURE RIVESTIMENTO / UPHOLSTERY

Tessuti del campionario
Fabrics from the sample collection

Non disponibile in Lino Froissé e Texplast
Not available in Froissé Linen and Texplast

MISURE / SIZE

L. 53 P. 52 H. 90 / H. s. 50 cm

SEDIA HAVANA STRUTTURA METALLO ANTRACITE
160, RIVESTIMENTO CAT. A BOSSON ASH.

HAVANA CHAIR, ANTHRACITE 160 METAL FRAME,
UPHOLSTERY CAT. A BOSTON ASH.




SEDIA HAVANA STRUTTURA METALLO
ANTRACITE 160, RIVESTIMENTO CAT. 1/ONE
RIVESTIMENTO ECOPELLE BLOOM 30.

HAVANA CHAIR, ANTHRACITE 160 METAL
FRAME, UPHOLSTERY CAT. 1/ONE BLOOM
30 ECO-LEATHER.

Astoria

FINITURE STRUTTURA / FRAME FINISHES

METALLI / METALS



121
Bianco
Gesso



160
Antracite

FINITURE RIVESTIMENTO / UPHOLSTERY

Tessuti del campionario
Fabrics from the sample collection

Non disponibile in Lino Froissé e Texplast
Not available in Froissé Linen and Texplast

MISURE / SIZE

L. 56 P. 56 H. 87 / H. s. 50 cm

SEDIA ASTORIA STRUTTURA METALLO ANTRACITE 160,
RIVESTIMENTO CAT. B ECOPELLE VINTAGE 1009.

ASTORIA CHAIR, ANTHRACITE 160 METAL FRAME,
UPHOLSTERY CAT. B VINTAGE 1009 ECO-LEATHER.



SEDIA ASTORIA STRUTTURA METALLO
ANTRACITE 160, RIVESTIMENTO CAT. 1/ONE
RIVESTIMENTO EASY 19.

ASTORIA CHAIR, ANTHRACITE 160 METAL
FRAME, UPHOLSTERY CAT. 1/ONE EASY 19.

FINITURE STRUTTURA / FRAME FINISHES

METALLI / METALS



Disponibile anche con gamba rivestita
Also available with upholstered legs

FINITURE RIVESTIMENTO / UPHOLSTERY

Tessuti del campionario
Fabrics from the sample collection

Non disponibile in Lino Froissé e Texplast
Not available in Froissé Linen and Texplast

MISURE / SIZE

L. 44 P. 55 H. 87 / H. s. 51 cm

SEDIA VITTORIA

1. STRUTTURA METALLO ANTRACITE 160, RIVESTIMENTO CAT. 1/ONE ECOPELLE BLOOM 15.
2. STRUTTURA E RIVESTIMENTO CAT. 1/ONE ECOPELLE BLOOM 30.
3. STRUTTURA E RIVESTIMENTO CAT. 1/ONE ECONABUK 12.
4. STRUTTURA METALLO ANTRACITE 160, RIVESTIMENTO CAT. B ECONABUK 13.

VITTORIA CHAIR

1. ANTHRACITE 160 METAL FRAME, UPHOLSTERY CAT. 1/ONE BLOOM 15 ECO-LEATHER.
2. FRAME AND UPHOLSTERY CAT. 1/ONE BLOOM 30 ECO-LEATHER.
3. FRAME AND UPHOLSTERY CAT. 1/ONE 12 ECO-NUBUCK.
4. ANTHRACITE 160 METAL FRAME, UPHOLSTERY CAT. B 13 ECO-NUBUCK.



1.



2.



3.



4.

Asia

SEDIA ASIA

1 - 2. STRUTTURA METALLO ANTRACITE 160,
RIVESTIMENTO CAT. 1/ONE EASY 17.

3 - 4. STRUTTURA METALLO ANTRACITE 160,
RIVESTIMENTO CAT. 1/ONE EASY 6.

ASIA CHAIR

1 - 2. ANTHRACITE 160 METAL FRAME,
UPHOLSTERY CAT. 1/ONE EASY 17.

3 - 4. ANTHRACITE 160 METAL FRAME,
UPHOLSTERY CAT. 1/ONE EASY 6.



1.



2.



3.



4.

Asia

FINITURE STRUTTURA / FRAME FINISHES

METALLI / METALS



FINITURE RIVESTIMENTO / UPHOLSTERY

Tessuti del campionario
Fabrics from the sample collection

Non disponibile in Lino Froissé e Texplast
Not available in Froissé Linen and Texplast

MISURE / SIZE


L. 47 P. 52 H. 85 / H. s. 50 cm



Tequila

FINITURE STRUTTURA / FRAME FINISHES

METALLI / METALS



121
Bianco
Gesso



160
Antracite

FINITURE RIVESTIMENTO / UPHOLSTERY

Tessuti del campionario
Fabrics from the sample collection

Non disponibile in Lino Froissé e Texplast
Not available in Froissé Linen and Texplast

MISURE / SIZE

L. 47 P. 55 H. 94 / H. s. 50 cm

SEDIA TEQUILA STRUTTURA METALLO ANTRACITE
160, RIVESTIMENTO CAT. B ECONABUK 13.

TEQUILA CHAIR, ANTHRACITE 160 METAL FRAME,
UPHOLSTERY CAT. B 13 ECO-NUBUCK.




SEDIA TEQUILA STRUTTURA METALLO
ANTRACITE 160, RIVESTIMENTO CAT. B
ECOPELLE VINTAGE 103.

TEQUILA CHAIR, ANTHRACITE 160 METAL
FRAME, UPHOLSTERY CAT. B VINTAGE 103
ECO-LEATHER.

Moon

FINITURE STRUTTURA / FRAME FINISHES

METALLI / METALS



FINITURE RIVESTIMENTO / UPHOLSTERY

Tessuti del campionario
Fabrics from the sample collection

Non disponibile in Lino Froissé e Texplast
Not available in Froissé Linen and Texplast

MISURE / SIZE

L. 48 P. 57 H. 90 / H. s. 50 cm

SEDIA MOON STRUTTURA METALLO ANTRACITE 160,
RIVESTIMENTO CAT. 1/ONE EASY 19.

MOON CHAIR, ANTHRACITE 160 METAL FRAME,
UPHOLSTERY CAT. 1/ONE EASY 19.




SEDIA MOON STRUTTURA METALLO
ANTRACITE 160, RIVESTIMENTO CAT. C
ALLURE UNITO 11.

MOON CHAIR, ANTHRACITE 160 METAL
FRAME, UPHOLSTERY CAT. C UNITED
ALLURE 11.

Paris

FINITURE STRUTTURA / FRAME FINISHES

METALLI / METALS



FINITURE RIVESTIMENTO / UPHOLSTERY

Tessuti del campionario
Fabrics from the sample collection

Non disponibile in Lino Froissé e Texplast
Not available in Froissé Linen and Texplast

MISURE / SIZE

L. 51 P. 57 H. 86 / H. s. 49 cm

SEDIA PARIS STRUTTURA METALLO ANTRACITE 160,
RIVESTIMENTO CAT. 1/ONE SELFIE 601.

PARIS CHAIR, ANTHRACITE 160 METAL FRAME,
UPHOLSTERY CAT. 1/ONE SELFIE 601.



SEDIA PARIS STRUTTURA METALLO
ANTRACITE 160. RIVESTIMENTO
CAT. A BOSTON LIGHT GREY.

PARIS CHAIR, ANTHRACITE 160
METAL FRAME, UPHOLSTERY
CAT. A BOSTON LIGHT GREY.

Elena

SEDIA ELENA

1. STRUTTURA METALLO ANTRACITE 160, RIVESTIMENTO CAT. 1/ONE EASY 19.
2. STRUTTURA METALLO ANTRACITE 160, RIVESTIMENTO CAT. 1/ONE EASY 9.
3. STRUTTURA METALLO ANTRACITE 160, RIVESTIMENTO CAT. 1/ONE EASY 16.
4. STRUTTURA METALLO ANTRACITE 160, RIVESTIMENTO CAT. 1/ONE EASY 6.

ELENA CHAIR


1. ANTHRACITE 160 METAL FRAME, UPHOLSTERY CAT. 1/ONE EASY 19.
2. ANTHRACITE 160 METAL FRAME, UPHOLSTERY CAT. 1/ONE EASY 9.
3. ANTHRACITE 160 METAL FRAME, UPHOLSTERY CAT. 1/ONE EASY 16.
4. ANTHRACITE 160 METAL FRAME, UPHOLSTERY CAT. 1/ONE EASY 6.



Elena

FINITURE STRUTTURA / FRAME FINISHES

METALLI / METALS



121
Bianco
Gesso



160
Antracite

FINITURE RIVESTIMENTO / UPHOLSTERY

Tessuti del campionario
Fabrics from the sample collection

Non disponibile in Lino Froissé e Texplast
Not available in Froissé Linen and Texplast

MISURE / SIZE

L. 49 P. 55 H. 86 / H. s. 51 cm



SEDIA ELENA STRUTTURA METALLO
ANTRACITE 160, RIVESTIMENTO CAT. C
ALLURE UNITO 105.

ELENA CHAIR, ANTHRACITE 160 METAL
FRAME, UPHOLSTERY CAT. C
UNITED ALLURE 105.

Diva

FINITURE STRUTTURA / FRAME FINISHES

METALLI / METALS



FINITURE RIVESTIMENTO / UPHOLSTERY

Tessuti del campionario
Fabrics from the sample collection

Non disponibile in Lino Froissé e Texplast
Not available in Froissé Linen and Texplast

MISURE / SIZE

L. 45 P. 57 H. 100 / H. s. 49 cm

Diva braccioli

FINITURE STRUTTURA / FRAME FINISHES

METALLI / METALS



FINITURE RIVESTIMENTO / UPHOLSTERY

Tessuti del campionario
Fabrics from the sample collection

Non disponibile in Lino Froissé e Texplast
Not available in Froissé Linen and Texplast

MISURE / SIZE

L. 50 P. 57 H. 100 / H. s. 49 cm

SEDIA DIVA

1. STRUTTURA METALLO BIANCO GESSO 121,
RIVESTIMENTO CAT. 1/ONE ECOPELLE BLOOM 4.

2. STRUTTURA METALLO ANTRACITE 160,
RIVESTIMENTO CAT. 1/ONE ECOPELLE BLOOM 15.

DIVA CHAIR

1. CHALK WHITE 121 METAL FRAME, UPHOLSTERY
CAT. 1/ONE BLOOM 4 ECO-LEATHER.

2. ANTHRACITE 160 METAL FRAME, UPHOLSTERY
CAT. 1/ONE BLOOM 15 ECO-LEATHER.

SEDIA DIVA

3. STRUTTURA METALLO ANTRACITE 160,
RIVESTIMENTO CAT. 1/ONE ECOPELLE BLOOM 30.

4. STRUTTURA METALLO ANTRACITE 160,
RIVESTIMENTO CAT. 1/ONE ECOPELLE BLOOM 30.

DIVA CHAIR

3. ANTHRACITE 160 METAL FRAME, UPHOLSTERY
CAT. 1/ONE BLOOM 30 ECO-LEATHER.

4. ANTHRACITE 160 METAL FRAME, UPHOLSTERY
CAT. 1/ONE BLOOM 30 ECO-LEATHER.



Alice

SEDIA ALICE

1. STRUTTURA METALLO ANTRACITE 160, RIVESTIMENTO CAT. 1/ONE ECOPELLE BLOOM 30.
2. STRUTTURA METALLO ANTRACITE 160, RIVESTIMENTO CAT. 1/ONE ECOPELLE BLOOM 15.
3. STRUTTURA METALLO ANTRACITE 160, RIVESTIMENTO CAT. 1/ONE ECOPELLE BLOOM 5.
4. STRUTTURA METALLO ANTRACITE 160, RIVESTIMENTO CAT. 1/ONE ECOPELLE BLOOM 7.

ALICE CHAIR

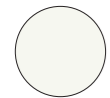
1. ANTHRACITE 160 METAL FRAME, UPHOLSTERY CAT. 1/ONE BLOOM 30 ECO-LEATHER.
2. ANTHRACITE 160 METAL FRAME, UPHOLSTERY CAT. 1/ONE BLOOM 15 ECO-LEATHER.
3. ANTHRACITE 160 METAL FRAME, UPHOLSTERY CAT. 1/ONE BLOOM 5 ECO-LEATHER.
4. ANTHRACITE 160 METAL FRAME, UPHOLSTERY CAT. 1/ONE BLOOM 7 ECO-LEATHER.



Alice

FINITURE STRUTTURA / FRAME FINISHES

METALLI / METALS



121
Bianco
Gesso



160
Antracite

FINITURE RIVESTIMENTO / UPHOLSTERY

Tessuti del campionario
Fabrics from the sample collection

Non disponibile in Lino Froissé e Texplast
Not available in Froissé Linen and Texplast

MISURE / SIZE

L. 44 P. 56 H. 95 / H. s. 48 cm




SEDIA ALICE STRUTTURA METALLO
ANTRACITE 160, RIVESTIMENTO CAT. B
ECOPELLE VINTAGE 102.

ALICE CHAIR, ANTHRACITE 160 METAL
FRAME, UPHOLSTERY CAT. B VINTAGE
102 ECO-LEATHER.

Gaia

FINITURE STRUTTURA / FRAME FINISHES

METALLI / METALS



121
Bianco
Gesso



160
Antracite

FINITURE RIVESTIMENTO / UPHOLSTERY

Tessuti del campionario
Fabrics from the sample collection

Non disponibile in Lino Froissé e Texplast
Not available in Froissé Linen and Texplast

MISURE / SIZE

L. 43 P. 54 H. 96 / H. s. 50 cm




SEDIE GAIA STRUTTURA METALLO ANTRACITE 160,
RIVESTIMENTO CAT. 1/ONE ECOPELLE BLOOM.

GAIA CHAIRS, ANTHRACITE 160 METAL FRAME,
UPHOLSTERY CAT. 1/ONE ECO-LEATHER BLOOM.

Eva

FINITURE STRUTTURA / FRAME FINISHES

METALLI / METALS



121
Bianco
Gesso



160
Antracite


FINITURE RIVESTIMENTO / UPHOLSTERY

Disponibile solo in Texplast
Only available in Texplast

MISURE / SIZE

L. 41 P. 58 H. 86 / H. s. 46 cm


Texplast cat. 1/One



TEXPLAST
TORTORA 711



TEXPLAST
GRIGIO PERLA 601



TEXPLAST
GRIGIO SCURO 670



TEXPLAST
NERO 400

SEDIA EVA STRUTTURA METALLO ANTRACITE 160,
RIVESTIMENTO CAT. 1/ONE TEXPLAST TORTORA 711.

SEDIA EVA STRUTTURA METALLO ANTRACITE 160,
RIVESTIMENTO CAT. 1/ONE TEXPLAST NERO 400.

EVA CHAIR, ANTHRACITE 160 METAL FRAME,
UPHOLSTERY CAT. 1/ONE LIGHT GREY 711 TEXPLAST.

EVA CHAIR, ANTHRACITE 160 METAL FRAME,
UPHOLSTERY CAT. 1/ONE TEXPLAST BLACK 400.




SEDIE EVA STRUTTURA METALLO ANTRACITE 160,
RIVESTIMENTO CAT. 1/ONE TEXPLAST NERO 400.
EVA CHAIRS, ANTHRACITE 160 METAL FRAME,
UPHOLSTERY CAT. 1/ONE BLACK 400 TEXPLAST.

Sara

FINITURE STRUTTURA / FRAME FINISHES

METALLI / METALS



121
Bianco
Gesso



160
Antracite

FINITURE RIVESTIMENTO / UPHOLSTERY

Tessuti del campionario
Fabrics from the sample collection

Non disponibile in Lino Froissé e Texplast
Not available in Froissé Linen and Texplast

MISURE / SIZE

L. 47 P. 55 H. 87 / H. s. 51 cm

SEDIA SARA STRUTTURA METALLO ANTRACITE 160,
RIVESTIMENTO CAT. 1/ONE ECOPELLE BLOOM 15.

SARA CHAIR, ANTHRACITE 160 METAL FRAME,
UPHOLSTERY CAT. 1/ONE BLOOM 15 ECO-LEATHER.



SEDIE SARA STRUTTURA METALLO ANTRACITE 160,
RIVESTIMENTO CAT. 1/ONE ECOPELLE BLOOM 4.
SARA CHAIRS, ANTHRACITE 160 METAL FRAME,
UPHOLSTERY CAT. 1/ONE BLOOM 4 ECO-LEATHER.

Lula

FINITURE / FRAME

LEGNO / WOOD



Frassino tinto
Natura



Frassino tinto
Carbone



Frassino tinto
Termocotto

FINITURE RIVESTIMENTO / UPHOLSTERY

Tessuti del campionario
Fabrics from the sample collection

Non disponibile in Lino Froissé e Texplast
Not available in Froissé Linen and Texplast

MISURE / SIZE

L. 48 P. 50 H. 82 / H. s. 46 cm

SEDIA LULA STRUTTURA FRASSINO TINTO CARBONE,
RIVESTIMENTO CAT. B ECONABUK 12.

LULA CHAIR, CHARCOAL-STAINED ASH FRAME,
UPHOLSTERY CAT. B 12 ECO-NUBUCK.



SEDIA LULA STRUTTURA FRASSINO TINTO
CARBONE, RIVESTIMENTO CAT. A DAYTONA 76.

LULA CHAIR, CHARCOAL-STAINED ASH FRAME,
UPHOLSTERY CAT. A DAYTONA 76.

Lisa

FINITURE STRUTTURA / FRAME FINISHES

METALLI / METALS



FINITURE RIVESTIMENTO / UPHOLSTERY

Tessuti del campionario
Fabrics from the sample collection

Non disponibile in Lino Froissé e Texplast
Not available in Froissé Linen and Texplast

MISURE / SIZE

L. 47 P. 55 H. 85 / H. s. 52 cm

SEDIA LISA STRUTTURA METALLO ANTRACITE 160,
RIVESTIMENTO CAT. B ECOPELLE VINTAGE 1009.

LISA CHAIR, ANTHRACITE 160 METAL FRAME,
UPHOLSTERY CAT. B VINTAGE 1009 ECO-LEATHER.



SEDIA LISA STRUTTURA METALLO ANTRACITE 160,
RIVESTIMENTO CAT. 1/ONE ECOPELLE BLOOM 38.

LISA CHAIR, ANTHRACITE 160 METAL FRAME,
UPHOLSTERY CAT. 1/ONE BLOOM 38 ECO-LEATHER.

Lucrezia

SEDIA LUCREZIA

1. - 2. STRUTTURA FAGGIO TINTO
CARBONE, RIVESTIMENTO CAT. 1/ONE
ECOPELLE BLOOM 05.

3. - 4. STRUTTURA FAGGIO TINTO
CARBONE, RIVESTIMENTO CAT. B
ECONABUK 13.

LUCREZIA CHAIR

1. - 2. CHARCOAL-STAINED BEECH FRAME,
UPHOLSTERY CAT. 1/ONE BLOOM 05
ECO-LEATHER.

3. - 4. CHARCOAL-STAINED BEECH FRAME,
UPHOLSTERY CAT. B 13 ECO-NUBUCK.



Lucrezia

FINITURE STRUTTURA / FRAME FINISHES

LEGNO / WOOD



Faggio tinto
Natura



Faggio tinto
Carbone



Faggio tinto
Termocotto

FINITURE RIVESTIMENTO / UPHOLSTERY

Tessuti del campionario
Fabrics from the sample collection

Non disponibile in Lino Froissé e Texplast
Not available in Froissé Linen and Texplast

MISURE / SIZE

L. 45 P. 55 H. 95 / H. s. 49cm



SEDIA LUCREZIA STRUTTURA FAGGIO TINTO
CARBONE, RIVESTIMENTO CAT. C ALLURE UNITO 105.
LUCREZIA CHAIR, CHARCOAL-STAINED BEECH
FRAME, UPHOLSTERY CAT. C UNITED ALLURE 105.

Collezione textile

1. SEDIA CAMILLA RIVESTIMENTO
CAT. C LINO FROISSÉ 011

2. SEDIA NINFA RIVESTIMENTO
CAT. C LINO FROISSÉ 100

3. SEDIA NINFA RIVESTIMENTO
CAT. C LINO FROISSÉ 100

4. SEDIA ADELE STRUTTURA FAGGIO
TINTO CARBONE RIVESTIMENTO
CAT. B ECONABUK 12

5. SEDIA PRISCA RIVESTIMENTO
CAT. C LINO FROISSÉ 19

6. SEDIA BISTROT STRUTTURA FAGGIO
TINTO CARBONE RIVESTIMENTO
CAT. 1/ONE ECOPELLE BLOOM 15

1. CAMILLA CHAIR, UPHOLSTERY CAT. C
FROISSÉ LINEN 011

2. NINFA CHAIR, UPHOLSTERY CAT. C
FROISSÉ LINEN 100

3. NINFA CHAIR, UPHOLSTERY CAT. C
FROISSÉ LINEN 100

4. DELE CHAIR, CHARCOAL-STAINED BEECH
FRAME, UPHOLSTERY CAT. B 12 ECO-NUBUCK

5. PRISCA CHAIR, UPHOLSTERY CAT. C
FROISSÉ LINEN 19

6. BISTROT CHAIR, CHARCOAL-STAINED BEECH
FRAME, UPHOLSTERY CAT. 1/ONE BLOOM 15
ECO-LEATHER

Camilla

Ninfa

Ninfa

Adele

Prisca

Bistrot



1.



2.



3.



4.



5.



6.

Collezione textile

Ninfa

FINITURE RIVESTIMENTO / UPHOLSTERY

Tessuti del campionario
Fabrics from the sample collection

Non disponibile in Ecopelle Bloom, Econabuk,
Ecopelle Vintage, Keen, Texplast
Not available in Bloom eco-leather, eco-nubuck,
Vintage eco-leather, Keen and Texplast

MISURE / SIZE

L. 47 P. 54 H. 100 / H. s. 49 cm

Camilla

FINITURE RIVESTIMENTO / UPHOLSTERY

Tessuti del campionario
Fabrics from the sample collection

Non disponibile in Ecopelle Bloom, Econabuk,
Ecopelle Vintage, Keen, Texplast
Not available in Bloom eco-leather, eco-nubuck,
Vintage eco-leather, Keen and Texplast

MISURE / SIZE

L. 47 P. 54 H. 100 / H. s. 49 cm

Prisca

FINITURE RIVESTIMENTO / UPHOLSTERY

Tessuti del campionario
Fabrics from the sample collection

Non disponibile in Ecopelle Bloom, Econabuk,
Ecopelle Vintage, Keen, Texplast
Not available in Bloom eco-leather, eco-nubuck,
Vintage eco-leather, Keen and Texplast

MISURE / SIZE

L. 47 P. 54 H. 100 / H. s. 49 cm

Ninfa



Camilla



Prisca



Adele

FINITURE STRUTTURA / FRAME FINISHES

LEGNO / WOOD



FINITURE RIVESTIMENTO / UPHOLSTERY

Tessuti del campionario
Fabrics from the sample collection

Non disponibile in Lino Froissé e Texplast
Not available in Froissé Linen and Texplast

MISURE / SIZE

L. 46 P. 61 H. 99 / H. s. 47 cm

Bistrot

FINITURE STRUTTURA / FRAME FINISHES

LEGNO / WOOD



FINITURE RIVESTIMENTO / UPHOLSTERY

Tessuti del campionario
Our range of fabrics

Non disponibile in Lino Froissé e Texplast
Not available in Froissé Linen and Texplast

MISURE / SIZE

L. 46 P. 61 H. 99 / H. s. 47 cm

Lea

1. SEDIA LEA ANTRACITE

2. SEDIA LEA MADREPERLA

3. SEDIA LEA CARTA DA ZUCCHERO

4. SEDIA LEA BIANCO GESSO

1. ANTHRACITE LEA CHAIR

2. MOTHER-OF-PEARL LEA CHAIR

3. BLUE-GREY LEA CHAIR

4. CHALK WHITE LEA CHAIR



Lea

FINITURE / FINISHES

POLIPROPILENE / POLYPROPYLENE



Bianco Gesso Antracite Madreperla Carta da zucchero

Sedia impilabile realizzata in materiale resistente ai raggi UV, adatto anche per uso esterno. Certificato CATAS.

Stackable chair made of UV-resistant material, also suitable for outdoor use. CATAS certified.

MISURE / SIZE

L. 44 P. 53 H. 83 / H. seduta - seat 46 cm



SEDIA LEA MADREPERLA.
MOTHER-OF-PEARL LEA CHAIR.

Retrò

1. SEDIA RETRÒ ANTRACITE

2. SEDIA RETRÒ BORDEAUX

3. SEDIA RETRÒ CARTA DA ZUCCHERO

4. SEDIA RETRÒ MADREPERLA

1. ANTHRACITE RETRÒ CHAIR

2. BORDEAUX RETRÒ CHAIR

3. BLUE-GREY RETRÒ CHAIR


4. MOTHER-OF-PEARL RETRÒ CHAIR



Retrò

FINITURE / FINISHES

FAGGIO TINTO / STAINED BEECH



MISURE / SIZE

L. 38 P. 44 H. 80 / H. s. 46 cm

SEDIA RETRÒ IN FAGGIO TINTO MADREPERLA E BORDEAUX.

STAINED BEECH MOTHER-OF-PEARL AND BORDEAUX RETRÒ CHAIR.



Sgabelli comodità all'altezza delle aspettative

Stools

Practical features that live up to expectations

Per progetti contract e anche domestici, gli sgabelli sono soluzioni pratiche, moderne e soprattutto comode. Con o senza schienale, fissi o regolabili in altezza, con struttura in legno o in metallo, dalle linee morbide o squadrate: tanti modelli di sgabelli che si adattano a tutte le tipologie di ambiente e utilizzo. Dal bar alla cucina di casa, gli sgabelli arredano lo spazio come le sedie, ma hanno il plus dell'altezza per banconi e piani snack.

For large-scale design projects, as well as your domestic space, stools provide a practical, modern and comfortable seating solution. There is a wealth of stool models on offer, with or without a backrest, with fixed or height-adjustable mechanisms, with wooden or metal frames, and with a soft or square design. Each adapts to a different type of space and usage. From a café to your kitchen, stools furnish the space in the same way a chair does, with the added height bonus, making them ideal for bar counters and breakfast bars.

Paris

FINITURE STRUTTURA / FRAME FINISHES


Solo per versione fisso /
Only for fixed version

METALLI / METALS



Solo per versione gas alzabile /
Only for liftable gas version

METALLI / METALS



FINITURE RIVESTIMENTO / UPHOLSTERY

Tessuti del campionario
Fabrics from the sample collection

Non disponibile in Lino Froissé e Texplast
Not available in Froissé Linen and Texplast

MISURE / SIZE

L. 42 P. 42 H. 113 / H. s. cm

SGABELLO PARIS STRUTTURA GAS ALZABILE
METALLO CROMO, RIVESTIMENTO CAT. B ECOPELLE
VINTAGE 1009.

PARIS STOOL LIFTABLE GAS, CHROME METAL FRAME,
UPHOLSTERY CAT. B VINTAGE 1009 ECO-LEATHER.




SGABELLO PARIS STRUTTURA METALLO
ANTRACITE 160, RIVESTIMENTO CAT. B
ECOPELLE BLOOM 15.

PARIS STOOL, ANTRACITE 160 METAL
FRAME, UPHOLSTERY CAT. B BLOOM 15
ECO-LEATHER.

Elena

FINITURE STRUTTURA / FRAME FINISHES

METALLI / METALS



SGABELLO ELENA

- 1. - 2. STRUTTURA METALLO ANTRACITE 160, RIVESTIMENTO CAT. 1/ONE EASY 17.
- 3. - 4. STRUTTURA METALLO ANTRACITE 160, RIVESTIMENTO CAT. B TEXAS 10.

ELENA STOOL

- 1. - 2. ANTHRACITE 160 METAL FRAME, UPHOLSTERY CAT. 1/ONE EASY 17.
- 3. - 4. ANTHRACITE 160 METAL FRAME, UPHOLSTERY CAT. B TEXAS 10.

FINITURE RIVESTIMENTO / UPHOLSTERY

Tessuti del campionario
Fabrics from the sample collection

Non disponibile in Lino Froissé e Texplast
Not available in Froissé Linen and Texplast

MISURE / SIZE

L. 48 P. 52 H. 105 / H. s. 66 cm



1.



2.



3.



4.

Fez

FINITURE STRUTTURA / FRAME FINISHES

METALLI / METALS



FINITURE RIVESTIMENTO / UPHOLSTERY

Tessuti del campionario
Fabrics from the sample collection

Non disponibile in Lino Froissé e Texplast
Not available in Froissé Linen and Texplast

MISURE / SIZE

L. 34 P. 34 H. 65 cm

1. SGABELLO FEZ STRUTTURA METALLO ANTRACITE 160,
RIVESTIMENTO CAT. 1/ONE ECOPELLE BLOOM 38.

2. SGABELLO FEZ STRUTTURA METALLO ANTRACITE 160,
RIVESTIMENTO CAT. 1/ONE ECOPELLE BLOOM 15.

1. FEZ STOOL, ANTHRACITE 160 METAL FRAME,
UPHOLSTERY CAT. 1/ONE BLOOM 38 ECO-LEATHER.

2. FEZ STOOL, ANTHRACITE 160 METAL FRAME,
UPHOLSTERY CAT. 1/ONE BLOOM 15 ECO-LEATHER.



1.



2.



SGABELLO FEZ STRUTTURA METALLO BIANCO GESSO 121,
RIVESTIMENTO CAT. C ALLURE UNITO 11.

FEZ STOOL, CHALK WHITE 121 METAL FRAME,
UPHOLSTERY CAT. C UNITED ALLURE 11.

Bridge

FINITURE STRUTTURA / FRAME FINISHES

METALLI / METALS



Cromo
Lucido

FINITURE RIVESTIMENTO / UPHOLSTERY

Tessuti del campionario
Fabrics from the sample collection

Non disponibile in Lino Froissé e Texplast
Not available in Froissé Linen and Texplast

MISURE / SIZE

L. 41 P. 60 H. 97-123 / H. s. cm

SGABELLO BRIDGE

1. - 2. STRUTTURA METALLO CROMO,
RIVESTIMENTO CAT. B ECOPELLE VINTAGE 102.

3. - 4. STRUTTURA METALLO CROMO,
RIVESTIMENTO CAT. B ECOPELLE VINTAGE 1015.

BRIDGE STOOL

1. - 2. CHROME METAL FRAME, UPHOLSTERY CAT. B
VINTAGE 102 ECO-LEATHER.

3. - 4. CHROME METAL FRAME, UPHOLSTERY CAT. B
VINTAGE 1015 ECO-LEATHER.



1.



2.



3.



4.

Alma


FINITURE STRUTTURA E RIVESTIMENTO / FRAME FINISHES AND UPHOLSTERY

Disponibile solo in cuoio rigenerato
Only available in bonded leather

MISURE / SIZE

L. 44 P. 44 H. 96 / H. s. 65 cm

Cuoio rigenerato / Bonded leather



BIANCO 080



BORDEAUX 081



TORTORA 082



PIOMBO 083



NERO 084

SGABELLO ALMA

1. STRUTTURA E RIVESTIMENTO CUIOIO RIGENERATO BIANCO 080
2. STRUTTURA E RIVESTIMENTO CUIOIO RIGENERATO BORDEAUX 081
3. STRUTTURA E RIVESTIMENTO CUIOIO RIGENERATO TORTORA 082
4. STRUTTURA E RIVESTIMENTO CUIOIO RIGENERATO PIOMBO 083

ALMA STOOL

1. WHITE 080 BONDED LEATHER FRAME AND UPHOLSTERY
2. BORDEAUX 081 BONDED LEATHER FRAME AND UPHOLSTERY
3. LIGHT GREY 082 BONDED LEATHER FRAME AND UPHOLSTERY
4. LEAD GREY 083 BONDED LEATHER FRAME AND UPHOLSTERY



1.



2.



3.



4.

Sara

FINITURE STRUTTURA / FRAME FINISHES

METALLI / METALS



FINITURE RIVESTIMENTO / UPHOLSTERY

Tessuti del campionario
Fabrics from the sample collection

Non disponibile in Lino Froissé e Texplast
Not available in Froissé Linen and Texplast

MISURE / SIZE

L. 46 P. 50 H. 106 / H. s. 77 cm

SGABELLO SARA STRUTTURA METALLO ANTRACITE 160,
RIVESTIMENTO CAT. C ALLURE UNITO 105.

SARA STOOL, ANTHRACITE 160 METAL FRAME,
UPHOLSTERY CAT. C UNITED ALLURE 105.



SGABELLI SARA STRUTTURA METALLO
ANTRACITE 160, RIVESTIMENTO CAT. 1/ONE
ECOPELLE BLOOM 5.
FLAT Ø 60 H. 110 CM
STRUTTURA STRUTTURA METALLO
CROMATO, PIANO VETRO LUCIDO BIANCO
GESSO 421.

SARA STOOLS, 160 METAL ANTHRACITE 160
FRAME, UPHOLSTERY CAT. 1/ONE BLOOM 5
ECO-LEATHER.
FLAT Ø 60 H. 110 CM
CHROME METAL FRAME, CHALK WHITE 421
GLOSS GLASS TOP.

Clio

FINITURE STRUTTURA / FRAME FINISHES

METALLI / METALS



Cromo
Lucido


FINITURE RIVESTIMENTO / UPHOLSTERY

Disponibile in cuoio rigenerato
Only available in bonded leather

MISURE / SIZE

L. 41 P. 42 H. 65-91 / H. s. 54-80 cm

Cuoio rigenerato / Bonded leather



BIANCO 080



BORDEAUX 081



TORTORA 082



PIOMBO 083



NERO 084

SGABELLO CLIO

1. SGABELLO CLIO STRUTTURA METALLO CROMO, RIVESTIMENTO CUIOIO RIGENERATO NERO 084.
2. SGABELLO CLIO STRUTTURA METALLO CROMO, RIVESTIMENTO CUIOIO RIGENERATO TORTORA 082.
3. SGABELLO CLIO STRUTTURA METALLO CROMO, RIVESTIMENTO CUIOIO RIGENERATO BIANCO 080.
4. SGABELLO CLIO STRUTTURA METALLO CROMO, RIVESTIMENTO CUIOIO RIGENERATO BORDEAUX 081.

CLIO STOOL

1. CLIO STOOL, CHROME METAL FRAME, BLACK 084 BONDED LEATHER UPHOLSTERY.
2. CLIO STOOL, CHROME METAL FRAME, LIGHT GREY 082 BONDED LEATHER UPHOLSTERY.
3. CLIO STOOL, CHROME METAL FRAME, WHITE BONDED 080 LEATHER UPHOLSTERY.
4. CLIO STOOL, CHROME METAL FRAME, BORDEAUX 081 BONDED LEATHER UPHOLSTERY.



1.



2.



3.



4.

July

FINITURE STRUTTURA / FRAME FINISHES

METALLI / METALS



FINITURE SEDUTA / SEAT FINISHING

Tessuti del campionario
Fabrics from the sample collection

Non disponibile in Lino Froissé e Texplast
Not available in Froissé Linen and Texplast

LEGNO / WOOD



1. SGABELLO JULY STRUTTURA METALLO ANTRACITE 160,
SEDUTA ROVERE TINTO NATURA.

2. SGABELLO JULY STRUTTURA METALLO ANTRACITE 160,
SEDUTA ROVERE TINTO CARBONE.

1. JULY STOOL, ANTHRACITE 160 METAL FRAME,
NATURAL-STAINED OAK SEAT.

2. JULY STOOL, STRUTTURA METALLO ANTRACITE 160,
CHARCOAL-STAINED OAK FRAME SEAT.

MISURE / SIZE

L. 41 P. 41 H. 80 / H. s. 65 cm



1.



2.



SGABELLO JULY STRUTTURA METALLO BIANCO GESSO 121,
RIVESTIMENTO CAT. 1/ONE ECOPELLE BLOOM 5.

JULY STOOL, CHALK WHITE 121 METAL FRAME,
UPHOLSTERY CAT. 1/ONE BLOOM 5 ECO-LEATHER.

Lucrezia

FINITURE STRUTTURA / FRAME FINISHES

LEGNO / WOOD



Faggio tinto
Natura

Faggio tinto
Carbone

Faggio tinto
Termocotto

FINITURE RIVESTIMENTO / UPHOLSTERY

Tessuti del campionario
Fabrics from the sample collection

Non disponibile in Lino Froissé e Texplast
Not available in Froissé Linen and Texplast

SGABELLO LUCREZIA STRUTTURA FAGGIO TINTO
CARBONE, RIVESTIMENTO CAT. B ECOPELLE VINTAGE
1009.

LUCREZIA STOOL, CHARCOAL-STAINED BEECH FRAME,
UPHOLSTERY CAT. B VINTAGE 1009 ECO-LEATHER.

MISURE / SIZE

L. 46 P. 52 H. 101 / H. s. 65 cm



SGABELLO LUCREZIA STRUTTURA FAGGIO TINTO NATURA,
RIVESTIMENTO CAT. A BOSTON WATER GREEN.

LUCREZIA STOOL, NATURAL-STAINED BEECH FRAME,
UPHOLSTERY CAT. A BOSTON WATER GREEN.

Diva

FINITURE STRUTTURA / FRAME FINISHES

METALLI / METALS



FINITURE RIVESTIMENTO / UPHOLSTERY

Tessuti del campionario
Fabrics from the sample collection

Non disponibile in Lino Froissé e Texplast
Not available in Froissé Linen and Texplast

SGABELLO DIVA STRUTTURA METALLO BIANCO GESSO 121,
RIVESTIMENTO CAT. A SMILE 19.

DIVA STOOL, CHALK WHITE 121 METAL FRAME, UPHOLSTERY
CAT. A SMILE 19.

MISURE / SIZE

L. 45 P. 56 H. 102 / H. s. 65 cm

SGABELLO DIVA STRUTTURA METALLO ANTRACITE 160,
RIVESTIMENTO CAT. B TEXAS 10.

DIVA STOOL, ANTHRACITE 160 METAL FRAME, UPHOLSTERY
CAT. B TEXAS 10.



Campus

FINITURE STRUTTURA / FRAME FINISHES

METALLI / METALS



Cromo
Lucido

FINITURE RIVESTIMENTO / UPHOLSTERY

Solo cuoio rigenerato
Only available in bonded leather

MISURE / SIZE

L. 40 P. 50 H. 65-90 / H. s. 55-80 cm


Cuoio rigenerato / Bonded leather



BIANCO 080



BORDEAUX 081



TORTORA 082



PIOMBO 083



NERO 084

SGABELLO CAMPUS

1. SGABELLO CLIO STRUTTURA METALLO CROMO, RIVESTIMENTO CUOIO RIGENERATO BIANCO 080.
2. SGABELLO CLIO STRUTTURA METALLO CROMO, RIVESTIMENTO CUOIO RIGENERATO BORDEAUX 081.
3. SGABELLO CLIO STRUTTURA METALLO CROMO, RIVESTIMENTO CUOIO RIGENERATO PIOMBO 083.
4. SGABELLO CLIO STRUTTURA METALLO CROMO, RIVESTIMENTO CUOIO RIGENERATO TORTORA 082.

CAMPUS STOOL

1. CLIO STOOL, CHROME METAL FRAME, WHITE 080 BONDED LEATHER UPHOLSTERY.
2. CLIO STOOL, CHROME METAL FRAME, BORDEAUX 084 BONDED LEATHER UPHOLSTERY.
3. CLIO STOOL, CHROME METAL FRAME, LEAD GREY 083 BONDED LEATHER UPHOLSTERY.
4. CLIO STOOL, CHROME METAL FRAME, LIGHT GREY 082 BONDED LEATHER UPHOLSTERY.



1.



2.



3.



4.

Poltroncine piccoli e avvolgenti mondi di comodità

Armchairs

Cocoons of modern comfort


Perfette per creare angoli di lettura, per rendere confortevoli spazi di ingresso e sale d'attesa, per completare una postazione home office, ma anche attorno ad un tavolo per dare una forma più accogliente alla convivialità: le poltroncine sono avvolgenti e rassicuranti, belle dal punto di vista estetico e comode dal punto di vista pratico. Una soluzione alternativa o complementare alle sedie, molto di tendenza.

Armchairs are inviting and comforting, offering great aesthetics and providing practical seating. They are perfect for a reading corner, or to make an entrance or reception space comfortable. They can complete your home office or sit around a table to give it a more friendly feel. They provide an on-trend alternative or complementary solution to a standard chair.

Paris

FINITURE STRUTTURA / FRAME FINISHES

METALLI / METALS



FINITURE RIVESTIMENTO / UPHOLSTERY

Tessuti del campionario
Fabrics from the sample collection

Non disponibile in Texplast
Not available in Texplast

POLTRONCINE PARIS STRUTTURA METALLO ANTRACITE 160,
RIVESTIMENTO CAT. C ALLURE COORDINATO 1.

PARIS ARMCHAIRS, ANTHRACITE 160 METAL FRAME,
UPHOLSTERY CAT. C COORDINATED ALLURE 1.

MISURE / SIZE

L. 57 P. 60 H. 82 / H. s. 47 cm



POLTRONCINE PARIS STRUTTURA METALLO ANTRACITE 160,
RIVESTIMENTO CAT. C LINARA 100 FLAX.

PARIS ARMCHAIRS, ANTHRACITE 160 METAL FRAME,
UPHOLSTERY CAT. C LINARA 100 FLAX.



Sofia

FINITURE STRUTTURA / FRAME FINISHES

METALLI / METALS



FINITURE RIVESTIMENTO / UPHOLSTERY

Tessuti del campionario
Fabrics from the sample collection

Non disponibile in Texplast
Not available in Texplast

POLTRONCINE SOFIA STRUTTURA METALLO ANTRACITE 160,
RIVESTIMENTO CAT. B ECOPELLE VINTAGE 1009.

SOFIA ARMCHAIRS, ANTHRACITE 160 METAL FRAME,
UPHOLSTERY CAT. B VINTAGE 1009 ECO-LEATHER.

MISURE / SIZE

L. 58 P. 60 H. 82 / H. s. 49 cm



Lucrezia

FINITURE STRUTTURA / FRAME FINISHES

LEGNO / WOOD



Faggio tinto Natura Faggio tinto Carbone Faggio tinto Termocotto

FINITURE RIVESTIMENTO / UPHOLSTERY

Tessuti del campionario
Fabrics from the sample collection

Non disponibile in Texplast
Not available in Texplast

MISURE / SIZE

L. 59 P. 54 H. 86 / H. s. 48 cm



POLTRONCINA LUCREZIA

1. STRUTTURA FAGGIO TINTO CARBONE, RIVESTIMENTO CAT. B TEXAS 28.
2. STRUTTURA FAGGIO TINTO NATURA, RIVESTIMENTO CAT. 1/ONE EASY 1.

LUCREZIA ARMCHAIR

1. CHARCOAL-STAINED BEECH FRAME, UPHOLSTERY CAT. B TEXAS 28.
2. NATURAL-STAINED BEECH FRAME, UPHOLSTERY CAT. 1/ONE EASY 1.

Fenice

FINITURE STRUTTURA / FRAME FINISHES

LEGNO / WOOD



Faggio tinto
Natura

Faggio tinto
Carbone

Faggio tinto
Termocotto

FINITURE RIVESTIMENTO / UPHOLSTERY

Tessuti del campionario
Fabrics from the sample collection

Non disponibile in Texplast
Not available in Texplast

MISURE / SIZE

L. 58 P. 61 H. 86 / H. s. 50 cm



POLTRONCINA FENICE STRUTTURA FAGGIO TINTO
CARBONE, RIVESTIMENTO CAT. A DAYTONA 158.

FENICE ARMCHAIR, CHARCOAL-STAINED BEECH
FRAME, UPHOLSTERY CAT. A DAYTONA 158.

Lilium

FINITURE STRUTTURA / FRAME FINISHES

METALLI / METALS



FINITURE RIVESTIMENTO / UPHOLSTERY

Tessuti del campionario
Fabrics from the sample collection

Non disponibile in Texplast
Not available in Texplast

POLTRONCINE LILIUM STRUTTURA METALLO
ANTRACITE 160, RIVESTIMENTO CAT. A SMILE 35.

LILIUM ARMCHAIRS, ANTHRACITE 160 METAL FRAME,
UPHOLSTERY CAT. A SMILE 35.

MISURE / SIZE

L. 58 P. 57 H. 83 / H. s. 47 cm



POLTRONCINE LILIUM STRUTTURA METALLO
ANTRACITE 160, RIVESTIMENTO CAT. C LINO FROISSÉ 19.
LILIUM ARMCHAIRS, ANTHRACITE 160 METAL FRAME,
UPHOLSTERY CAT. C FROISSÉ LINEN 19.



Chicco

FINITURE STRUTTURA / FRAME FINISHES

METALLI / METALS



FINITURE RIVESTIMENTO / UPHOLSTERY

Tessuti del campionario
Fabrics from the sample collection

Non disponibile in Texplast
Not available in Texplast

POLTRONCINE CHICCO STRUTTURA METALLO
ANTRACITE 160, RIVESTIMENTO CAT. 1/ONE EASY 19.

CHICCO ARMCHAIRS, ANTHRACITE 160 METAL FRAME,
UPHOLSTERY CAT. 1/ONE EASY 19.



MISURE / SIZE

L. 58 P. 60 H. 83 / H. s. 50 cm

POLTRONCINE CHICCO STRUTTURA METALLO
ANTRACITE 160, RIVESTIMENTO CAT. B ECONABUK 13.

CHICCO ARMCHAIRS, ANTHRACITE 160 METAL FRAME,
UPHOLSTERY CAT. B 13 ECO-NUBUCK.



FINITURE_FINISHES

METALLI / METALS

best seller



121 BIANCO GESSO 160 ANTRACITE

optional




124 MADREPERLA 127 HOT 150 CANAPA 130 GRIGIO PIACENZA 128 SMOKE 134 ROSSO
156 BORDEAUX 155 CARTA DA ZUCCHERO 159 SALVIA 153 VERDE MUSCHIO 158 ZAFFERANO OTTONE BRUNITO

MATERICI / TEXTURED



MT - RNC ROVERE NODATO CHIARO MT - RNS ROVERE NODATO SCURO MT - FO FRASSINO ORIENTE MT - RT ROVERE TERMOCOTTO MT - RC ROVERE CARBONE
MT - CC CEMENTO CHIARO MT - CS CEMENTO SCURO MT - CV CEMENTO CAVA MT - PS PIASENTINA MT - PA BG PORO APERTO BIANCO MT - PA MP PORO APERTO MADREPERLA
MT - OC BG BIANCO GESSO MT - OC MP MADREPERLA MT - OC AN ANTRACITE


LEGNO/ WOOD



LGN - RNA ROVERE NATURA LGN - RC ROVERE CARBONE LGN - RT ROVERE TERMOCOTTO ABETE ANTICO * BRICOLA NATURALE *

* solo nei modelli previsti / * solo nei modelli previsti

VETRO LUCIDO / GLOSS GLASS




321 BIANCO GESSO 360 ANTRACITE 324 MADREPERLA 327 HOT 350 CANAPA 328 SMOKE
329 GRIGIO PIACENZA 334 ROSSO 356 BORDEAUX 355 CARTA DA ZUCCHERO 359 SALVIA 353 VERDE MUSCHIO
358 ZAFFERANO

VETRO SATINATO / SATIN GLASS



421 BIANCO GESSO 460 ANTRACITE 424 MADREPERLA 427 HOT 450 CANAPA 428 SMOKE
429 GRIGIO PIACENZA 434 ROSSO 456 BORDEAUX 455 CARTA DA ZUCCHERO 459 SALVIA 453 VERDE MUSCHIO
458 ZAFFERANO


VETRO TRASPARENTE / TRANSPARENT GLASS



320 TRASPARENTE


FINITURE_FINISHES

CERAMICA OPACA / MATT CERAMIC



PIETRA SAVOIA 010 PIETRA PERLA 011 PIETRA ANTRACITE 012 STATUARIO BIANCO OPACO 020 OXIDE BIANCO 030 OXIDE NERO 031

CERAMICA LUCIDA / GLOSS CERAMIC



CALACATTA ORO VENATO LUCIDO 040 NOIR DESIR LUCIDO 041

ECOMALTA



ECOMALTA BIANCO 050 ECOMALTA CENERE 051 ECOMALTA ANTRACITE 052 ECOMALTA NERO 053


HPL



SCURO Dark CHIARO Light

FINITURE_FINISHES

TEXPLAST cat. 1/One - solo per modello Eva



TEXPLAST TORTORA 711 TEXPLAST GRIGIO PERLA 601 TEXPLAST GRIGIO SCURO 670 TEXPLAST NERO 400

ECOPELLE BLOOM cat. 1/One



BLOOM 1 BLOOM 26 BLOOM 9 BLOOM 11 BLOOM 4 BLOOM 5




BLOOM 6 BLOOM 7 BLOOM 29 BLOOM 30 BLOOM 15 BLOOM 31



BLOOM 32 BLOOM 13 BLOOM 45 BLOOM 38 BLOOM 56 BLOOM 17

EASY cat. 1/One




EASY 1 EASY 18 EASY 17 EASY 5 EASY 19 EASY 20




EASY 21 EASY 16 EASY 6 EASY 9

SELFIE cat. 1/One




SELFIE 600 SELFIE 101 SELFIE 409 SELFIE 615 SELFIE 601 SELFIE 714



SELFIE 900 SELFIE 302 SELFIE 503 SELFIE 315 SELFIE 811 SELFIE 814

FINITURE_FINISHES

SMILE cat. A



SMILE 1 SMILE 21 SMILE 46 SMILE 36 SMILE 20 SMILE 12




SMILE 35 SMILE 104 SMILE 105 SMILE 33 SMILE 19 SMILE 15




SMILE 52 SMILE 42 SMILE 51

BOSTON cat. A



CEMENT LIGHT GREY ASH MOUSE BLACK WATER GREEN



OCEAN GREEN FOREST MOSTAZA

DAYTONA ACQUA CLEAN cat. A




DAYTONA 60 DAYTONA 76 DAYTONA 139 DAYTONA 77 DAYTONA 165 DAYTONA 78



DAYTONA 109 DAYTONA 158

FINITURE_FINISHES

ECOPELLE VINTAGE cat. B



E. VINTAGE 1008 E. VINTAGE 1009 E. VINTAGE 101 E. VINTAGE 102 E. VINTAGE 103 E. VINTAGE 106




E. VINTAGE 107 E. VINTAGE 1011 E. VINTAGE 1015

ECONABUK cat. B




ECONABUK 01 ECONABUK 02 ECONABUK 03 ECONABUK 07 ECONABUK 08 ECONABUK 11



ECONABUK 12 ECONABUK 13 ECONABUK 05


TEXAS cat. B



TEXAS 36 TEXAS 35 TEXAS 40 TEXAS 28 TEXAS 04 TEXAS 25




TEXAS 07 TEXAS 11 TEXAS 10 TEXAS 17 TEXAS 18 TEXAS 12




TEXAS 31 TEXAS 33

FINITURE_FINISHES

LINO FROISSÉ cat. C




ALLURE UNITO - ALLURE COORDINATO - SANCHO cat. C

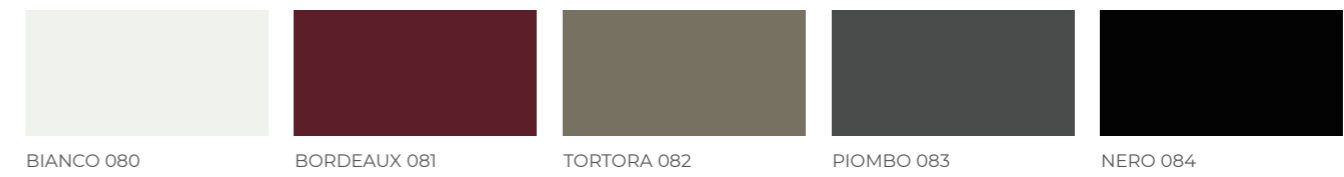


FINITURE_FINISHES

PELLE KEEN cat. E



CUOIO RIGENERATO / BONDED LEATHER



Pagine di sintesi

Páginas de síntesis
Descriptifs

<p>WAVE P. 24</p> <p>MESA WAVE - UP SYSTEM - A 220 P 100 CM ESTRUCTURA METAL ANTRACITA 160, SOBRE MADERA ROBLE CARBÓN. SILLAS HAVANA ESTRUCTURA METAL ANTRACITA 160, REVESTIMIENTO CAT. 1/ONE ECOPIEL BLOOM 4.</p>
<p>TABLE WAVE FIXE L. 220 P. 100 CM STRUCTURE MÉTALLIQUE ANTHRACITE 160, PLATEAU BOIS CHÊNE CARBONE. CHAISES HAVANA STRUCTURE MÉTALLIQUE ANTHRACITE 160, REVÊTEMENT CAT. 1/ONE ÉCO-CUIR BLOOM 4.</p>

<p>WAVE P. 25</p> <p>MESA WAVE - UP SYSTEM - A 220 P 100 CM ESTRUCTURA METAL ANTRACITA 160, SOBRE MADERA ROBLE CARBÓN. SILLAS HAVANA ESTRUCTURA METAL ANTRACITA 160, REVESTIMIENTO CAT. 1/ONE ECOPIEL BLOOM 4.</p>
<p>TABLE WAVE FIXE L. 220 P. 100 CM STRUCTURE MÉTALLIQUE ANTHRACITE 160, PLATEAU BOIS CHÊNE CARBONE. CHAISES HAVANA STRUCTURE MÉTALLIQUE ANTHRACITE 160, REVÊTEMENT CAT. 1/ONE ÉCO-CUIR BLOOM 4.</p>

<p>WAVE P. 26</p> <p>MESA WAVE FIJA A 220 P 100 CM ESTRUCTURA LATÓN PAVONADO, SOBRE MADERA ROBLE CARBÓN. SILLAS HAVANA ESTRUCTURA METAL ANTRACITA 160, REVESTIMIENTO CAT. 1/ONE ECOPIEL BLOOM 4.</p>
<p>TABLE WAVE FIXE L. 220 P. 100 CM STRUCTURE MÉTALLIQUE ANTHRACITE 160, PLATEAU BOIS CHÊNE CARBONE. CHAISES HAVANA STRUCTURE MÉTALLIQUE ANTHRACITE 160, REVÊTEMENT CAT. 1/ONE ÉCO-CUIR BLOOM 4.</p>

<p>WAVE P. 27</p> <p>MESA WAVE - UP SYSTEM - A 220 P 100 CM ESTRUCTURA METAL ANTRACITA 160, SOBRE MADERA ROBLE CARBÓN. SILLAS HAVANA ESTRUCTURA METAL ANTRACITA 160, REVESTIMIENTO CAT. 1/ONE ECOPIEL BLOOM 4.</p>
<p>TABLE WAVE FIXE L. 220 P. 100 CM STRUCTURE MÉTALLIQUE ANTHRACITE 160, PLATEAU BOIS CHÊNE CARBONE. CHAISES HAVANA STRUCTURE MÉTALLIQUE ANTHRACITE 160, REVÊTEMENT CAT. 1/ONE ÉCO-CUIR BLOOM 4.</p>

<p>WAVE P. 28</p> <p>MESA WAVE - UP SYSTEM - A 220 P 100 CM ESTRUCTURA METAL BLANCO YESO 121, SOBRE CERÁMICA CALACATTA ORO VETEADO BRILLO. SILLAS SARA ESTRUCTURA METAL BLANCO YESO 121, REVESTIMIENTO CAT. 1/ONE ECOPIEL BLOOM 7.</p>
<p>TABLE WAVE - UP SYSTEM - L. 220 P. 100 CM STRUCTURE MÉTALLIQUE BLANC PLÂTRE 121, PLATEAU CÉRAMIQUE CALACATTA OR VEINÉ BRILLANT. CHAISES SARA STRUCTURE MÉTALLIQUE BLANC PLÂTRE 121, REVÊTEMENT CAT. 1/ONE ÉCO-CUIR BLOOM 7.</p>

<p>WAVE P. 30</p> <p>MESA WAVE - UP SYSTEM - A 220 P 100 CM ESTRUCTURA METAL ANTRACITA 160, SOBRE CERÁMICA ESTUARIO BLANCO 020 MATE. SILLAS DIVA ESTRUCTURA METAL ANTRACITA 160, REVESTIMIENTO CAT. B ECOPIEL VINTAGE 1015.</p>
<p>TABLE WAVE - UP SYSTEM - L. 220 P. 100 CM STRUCTURE MÉTALLIQUE ANTHRACITE 160, PLATEAU CÉRAMIQUE STATUAIRE BLANC 020 MAT. CHAISES DIVA STRUCTURE MÉTALLIQUE ANTHRACITE 160, REVÊTEMENT CAT. B ÉCO-CUIR VINTAGE 1015.</p>

<p>WAVE P. 32</p> <p>MESA WAVE - UP SYSTEM - A 220 P 100 CM ESTRUCTURA METAL ANTRACITA 160, SOBRE MADERA TEXTURIZADO CEMENTO CANTERA. SILLAS LUCREZIA ESTRUCTURA HAYA TEÑIDA CARBÓN, REVESTIMIENTO CAT. C ALLURE LISO 105.</p>
<p>TABLE WAVE - UP SYSTEM - L. 220 P. 100 CM STRUCTURE MÉTALLIQUE ANTHRACITE 160, PLATEAU TEXTURÉ CIMENT CREUX. CHAISES LUCREZIA STRUCTURE HÊTRE TEINTE CARBONE, REVÊTEMENT CAT. C ALLURE UNI 105.</p>

<p>WAVE P. 35</p> <p>MESA WAVE - ONE SYSTEM - A 180 P 100 CM ESTRUCTURA METAL BLANCO YESO 121, SOBRE CERÁMICA CALACATTA ORO VETEADO BRILLO. SILLAS SARA ESTRUCTURA METAL BLANCO YESO 121, REVESTIMIENTO DE CAT. A BOSTON WATER GREEN.</p>
<p>TABLE WAVE - SYSTÈME ONE - L. 180 P. 100 CM STRUCTURE MÉTALLIQUE BLANC PLÂTRE 121, PLATEAU TEXTURÉ EN CHÊNE AVEC NŒUD CLAIR. CHAISES GAIA STRUCTURE MÉTALLIQUE BLANC PLÂTRE 121, REVÊTEMENT CAT. A BOSTON WATER GREEN.</p>

<p>BUILDING P. 36</p> <p>MESA BUILDING FIJA A 220 P 100 CM ESTRUCTURA METAL AZUL MARINO 155, SOBRE MADERA ROBLE CARBÓN. SILLAS HAVANA ESTRUCTURA METAL ANTRACITA 160, REVESTIMIENTO CAT. C ALLURE LISO 100.</p>
<p>TABLE BUILDING FIXE L. 220 P. 100 CM STRUCTURE MÉTALLIQUE BLEUE CIEL 155, PLATEAU BOIS CHÊNE CARBONE. CHAISES HAVANA STRUCTURE MÉTALLIQUE ANTHRACITE 160, REVÊTEMENT CAT. C ALLURE UNI 100.</p>

<p>BUILDING P. 38</p> <p>MESA BUILDING - ONE SYSTEM - A 220 P 100 CM ESTRUCTURA METAL BLANCO YESO 155, SOBRE MADERA ROBLE NATURAL. SILLAS ASIA ESTRUCTURA METAL BLANCO YESO 121, REVESTIMIENTO CAT. 1/ONE ECOPIEL BLOOM 1.</p>
<p>TABLE BUILDING - SYSTÈME ONE - L. 220 P. 100 CM STRUCTURE MÉTALLIQUE BLANC PLÂTRE 155, PLATEAU EN BOIS EN CHÊNE AVEC NATURE. CHAISES ASIA STRUCTURE MÉTALLIQUE BLANC PLÂTRE 121, REVÊTEMENT CAT. 1/ONE ÉCO-CUIR BLOOM 1.</p>

<p>BUILDING P. 40</p> <p>MESA BUILDING - UP SYSTEM - A 220 P 100 CM ESTRUCTURA METAL ANTRACITA 160, SOBRE CRISTAL TRANSPARENTE 320. SILLAS TWIST ESTRUCTURA METAL ANTRACITA 160, REVESTIMIENTO CAT. 1/ONÉ ECOPIEL BLOOM 15.</p>
<p>TABLE BUILDING - UP SYSTEM L. 220 P. 100 CM STRUCTURE MÉTALLIQUE ANTHRACITE 160, PLATEAU VERRE TRANSPARENT 320. CHAISES TWIST STRUCTURE MÉTALLIQUE ANTHRACITE 160, REVÊTEMENT CAT. 1/ONE ÉCO-CUIR BLOOM 15.</p>

<p>BUILDING P. 44</p> <p>MESA BUILDING FIJA A 220 P 100 CM ESTRUCTURA METAL ANTRACITA 160, SOBRE CERÁMICA ESTUARIO BLANCO MATE. SILLAS ASTORIA REVESTIMIENTO CAT. 1/ONE EASY 17.</p>
<p>TABLE BUILDING FIXE L. 220 P. 100 CM STRUCTURE MÉTALLIQUE ANTHRACITE 160, PLATEAU CÉRAMIQUE STATUAIRE BLANC MAT. CHAISES ASTORIA REVÊTEMENT CAT. 1/ONE EASY 17.</p>

<p>PRISMA P. 48</p> <p>MESA PRISMA - ONE SYSTEM - A 200 P 100 CM ESTRUCTURA METAL BLANCO YESO 121, SOBRE MADERA ROBLE NATURAL. SILLAS ASIA ESTRUCTURA METAL BLANCO YESO 121, REVESTIMIENTO CAT. B TEXAS 07.</p>
<p>TABLE PRISMA - ONE SYSTEM L. 200 P. 100 CM STRUCTURE MÉTALLIQUE BLANC PLÂTRE 121, PLATEAU EN BOIS CHÊNE AVEC NATURE. CHAISES ASIA STRUCTURE MÉTALLIQUE BLANC PLÂTRE 121, REVÊTEMENT CAT. B TEXAS 07.</p>

<p>PRISMA P. 50</p> <p>MESA PRISMA FIJA A 200 P 110 CM ESTRUCTURA METAL ANTRACITA 160, SOBRE HPL CLARO. SILLAS PARIS ESTRUCTURA METAL ANTRACITA 160, REVESTIMIENTO CAT. A BOSTON ASH.</p>
<p>TABLE PRISMA FIXE L. 200 P. 110 CM STRUCTURE MÉTALLIQUE ANTHRACITE 160, PLATEAU HPL CLAIR. CHAISES PARIS STRUCTURE MÉTALLIQUE ANTHRACITE 160, REVÊTEMENT CAT. A BOSTON ASH.</p>

<p>ORIGAMI P. 54</p> <p>MESA ORIGAMI EXTENSIBLE A 200 P 100 CM ESTRUCTURA METAL ANTRACITA 160, SOBRE CERÁMICA OXIDE BLANCO. SILLAS ELENA ESTRUCTURA METAL ANTRACITA 160, REVESTIMIENTO CAT. A SMILE 35.</p>
<p>TABLE ORIGAMI ALLONGEABLE L. 200 P. 100 CM STRUCTURE MATCH 2, MÉTALLIQUE ANTHRACITE 160, PLATEAU CÉRAMIQUE OXYDE BLANC. CHAISES ELENA STRUCTURE MÉTALLIQUE ANTHRACITE 160, REVÊTEMENT CAT. A SMILE 35.</p>

<p>ORIGAMI P. 58</p> <p>MESA ORIGAMI EXTENSIBLE A 180 P 100 CM ESTRUCTURA MATCH 5, METAL ANTRACITA 160 Y BURDEOS 156, SOBRE CERÁMICA PIEDRA DE SABOYA PERLA. SILLAS ELENA ESTRUCTURA METAL ANTRACITA 160, REVESTIMIENTO CAT. 1/ONE EASY 6.</p>
<p>TABLE ORIGAMI ALLONGEABLE L. 180 P. 100 CM STRUCTURE MATCH 5, MÉTALLIQUE ANTHRACITE 160 E BORDEAUX 156, PLATEAU CÉRAMIQUE PIERRE DE SAVOIE PERLE. CHAISES ELENA STRUCTURE MÉTALLIQUE ANTHRACITE 160, REVÊTEMENT CAT. 1/ONE EASY 6.</p>

<p>ORIGAMI P. 60</p> <p>ESTRUCTURA MATCH 1, METAL BLANCO YESO 121. ESTRUCTURA MATCH 3, METAL BLANCO YESO 121 Y ANTRACITA 160. ESTRUCTURA MATCH 4, METAL BLANCO YESO 121 Y SALVIA 159.</p>
<p>STRUCTURE MATCH 1, MÉTALLIQUE BLANC PLÂTRE 121. STRUCTURE MATCH 3, MÉTALLIQUE BLANC PLÂTRE 121 E ANTHRACITE 160. STRUCTURE MATCH 4, MÉTALLIQUE BLANC PLÂTRE 121 ET SAUGE 159.</p>

<p>ORIGAMI P. 61</p> <p>MESA ORIGAMI EXTENSIBLE A 180 P 100 CM ESTRUCTURA MATCH 5 METAL ANTRACITA 160 Y BURDEOS 156, SOBRE CERÁMICA PIEDRA PERLA.</p>
<p>TABLE ORIGAMI ALLONGEABLE L. 180 P. 100 CM STRUCTURE MATCH 5, MÉTALLIQUE ANTHRACITE 160 E BORDEAUX 156, PLATEAU CÉRAMIQUE PERLE.</p>

<p>ORIGAMI P. 63</p> <p>MESA ORIGAMI FIJA A 180 P 100 CM ESTRUCTURA MATCH 6, METAL ANTRACITA 160 Y AZUL MARINO 155. SOBRE MADERA ROBLE NATURAL. SILLAS SOFIA REVESTIMIENTO CAT. 1/ONE BLOOM 5.</p>
<p>TABLE ORIGAMI FIXE L. 180 P. 100 CM STRUCTURE MATCH 6, MÉTALLIQUE ANTHRACITE 160 E BLEUE CIEL 155. PLATEAU EN BOIS EN CHÊNE NATURE. CHAISES SOFIA REVÊTEMENT CAT. 1/ONE BLOOM 5.</p>

<p>VELA P. 64</p> <p>MESA VELA - PLUS SYSTEM - A 200 P 100 CM ESTRUCTURA METAL ANTRACITA 160, SOBRE CERÁMICA OXIDE NEGRO 031. SILLAS CHICCO, ESTRUCTURA METAL ANTRACITA 160, REVESTIMIENTO CAT. 1/ONE EASY 9.</p>
<p>TABLE VELA - PLUS SYSTEM - L. 200 P. 100 CM STRUCTURE MÉTALLIQUE ANTHRACITE 160, PLATEAU CÉRAMIQUE OXYDE NOIR 031. CHAISES CHICCO, STRUCTURE MÉTALLIQUE ANTHRACITE 160, REVÊTEMENT CAT. 1/ONE EASY 9.</p>

<p>VELA P. 70</p> <p>MESA VELA - UP SYSTEM - A 220 P 100 CM ESTRUCTURA METAL ANTRACITA 160, SOBRE CERÁMICA NOIR DESIR BRILLO 041. SILLAS PARIS, ESTRUCTURA METAL ANTRACITA 160, REVESTIMIENTO CAT. B ECOPIEL VINTAGE 103.</p>
<p>TABLE VELA - UP SYSTEM - L. 220 P. 100 CM STRUCTURE MÉTALLIQUE ANTHRACITE 160, PLATEAU CÉRAMIQUE NOIR DÉSIR BRILLANT 041. CHAISES PARIS, STRUCTURE MÉTALLIQUE ANTHRACITE 160, REVÊTEMENT CAT. B ÉCO-CUIR VINTAGE 103.</p>

<p>VELA P. 72</p> <p>MESA VELA FIJA A 220 P 100 CM ESTRUCTURA METAL ANTRACITA 160, SOBRE MADERA ROBLE NATURAL. SILLAS TEQUILA ESTRUCTURA METAL ANTRACITA 160, REVESTIMIENTO CAT. B ECOPIEL VINTAGE 1015.</p>
<p>TABLE VELA FIXE L. 220 P. 100 CM STRUCTURE MÉTALLIQUE ANTHRACITE 160, PLATEAU BOISCHÊNE NATURE. CHAISES TEQUILA STRUCTURE MÉTALLIQUE ANTHRACITE 160, REVÊTEMENT CAT. B ÉCO-CUIR VINTAGE 1015.</p>

<p>VELA P. 74</p> <p>MESA VELA - PLUS SYSTEM - A 180 P 100 CM ESTRUCTURA METAL ANTRACITA 160, SOBRE TEXTURIZADO PIASENTINA. SILLAS LUNA ESTRUCTURA METAL ANTRACITA 160, REVESTIMIENTO CAT. 1/ONE SELFIE 315.</p>
<p>TABLE VELA - PLUS SYSTEM - L. 180 P. 100 CM STRUCTURE MÉTALLIQUE ANTHRACITE 160, PLATEAU TEXTURÉ PIASENTINA. CHAISES LUNA STRUCTURE MÉTALLIQUE ANTHRACITE 160, REVÊTEMENT CAT. 1/ONE SELFIE 315.</p>

<p>RIO P. 78</p> <p>MESA FIJA RIO A 240 P 100 CM ESTRUCTURA METAL ANTRACITA 160, PATA CURLY, SOBRE FRESNO MACIZO TEÑIDO CARBÓN. SILLAS MOON ESTRUCTURA METAL ANTRACITA 160, REVESTIMIENTO CAT. C ALLURE LISO 11.</p>
<p>TABLE FIXE RIO L. 240 P. 100 CM STRUCTURE MÉTALLIQUE ANTHRACITE 160, JAMBE CURLY, PLATEAU MASSIF FRÈNE TEINTE CARBONE. CHAISES MOON STRUCTURE MÉTALLIQUE ANTHRACITE 160, REVÊTEMENT CAT. C ALLURE UNI 11.</p>

<p>RIO P. 83</p> <p>MESA FIJA RIO A 220 P 100 CM ESTRUCTURA METAL ANTRACITA 160, PATA SYGMA, SOBRE MADERA FRESNO MACIZO TEÑIDO NATURAL. SILLAS ASTORIA ESTRUCTURA METAL ANTRACITA 160, REVESTIMIENTO CAT. 1/ONE EASY 9.</p>
<p>TABLE FIXE RIO L. 220 P. 100 CM STRUCTURE MÉTALLIQUE ANTHRACITE 160, JAMBE SYGMA, PLATEAU BOIS ARRONDI TEINTE NATURE. CHAISES ASTORIA STRUCTURE MÉTALLIQUE ANTHRACITE 160, REVÊTEMENT CAT. 1/ONE EASY 9.</p>

<p>DIAGONAL P. 84</p> <p>MESA DIAGONAL EXTENSIBLE A 160 P 90 CM ESTRUCTURA METAL ANTRACITA 160, SOBRE TEXTURIZADO ROBLE CARBÓN. SILLAS TEQUILA ESTRUCTURA METAL ANTRACITA 160, REVESTIMIENTO CAT. 1/ONE ECOPIEL BLOOM 5.</p>
<p>TABLE DIAGONALE ALLONGEABLE L. 160 P. 90 CM STRUCTURE MÉTALLIQUE ANTHRACITE 160, PLATEAU TEXTURÉ EN CHÊNE CARBONE. CHAISES TEQUILA STRUCTURE MÉTALLIQUE ANTHRACITE 160, REVÊTEMENT CAT. 1/ONE ÉCO-CUIR BLOOM 5.</p>

<p>DIAGONAL P. 88</p> <p>MESA DIAGONAL EXTENSIBLE A 160 P 90 CM ESTRUCTURA METAL ANTRACITA 160, SOBRE TEXTURIZADO ROBLE CON NUDOS CLARO. SILLAS TWIST ESTRUCTURA METAL ANTRACITA 160, REVESTIMIENTO CAT. B TEXAS 07.</p>
<p>TABLE DIAGONALE ALLONGEABLE L. 160 P. 90 CM STRUCTURE MÉTALLIQUE ANTHRACITE 160, PLATEAU TEXTURÉ EN CHÊNE NŒUD CLAIR. CHAISES TWIST STRUCTURE MÉTALLIQUE ANTHRACITE 160, REVÊTEMENT CAT. B TEXAS 07.</p>

Pagine di sintesi_Páginas de síntesis_Descriptifs

PARIS P. 291

TABURETE PARIS ESTRUCTURA METAL ANTRACITA 160, REVESTIMIENTO CAT. B ECOPIEL BLOOM 15.

TABOURET PARIS STRUCTURE MÉTALLIQUE ANTHRACITE 160, REVÊTEMENT CAT. B ÉCO-CUIR BLOOM 15.

ELENA P. 292

TABURETE ELENA
1. - 2. ESTRUCTURA METAL ANTRACITA 160, REVESTIMIENTO CAT. 1/ONE EASY 17.
3. - 4. ESTRUCTURA METAL ANTRACITA 160, REVESTIMIENTO CAT. B TEXAS 10.

TABOURET ELENA
1. - 2. STRUCTURE MÉTALLIQUE ANTHRACITE 160, REVÊTEMENT CAT. 1/ONE EASY 17.
3. - 4. STRUCTURE MÉTALLIQUE ANTHRACITE 160, REVÊTEMENT CAT. B TEXAS 10.

FEZ P. 294

1. TABURETE FEZ ESTRUCTURA METAL ANTRACITA 160, REVESTIMIENTO CAT. 1/ONE ECOPIEL BLOOM 38.
1. TABOURET FEZ STRUCTURE MÉTALLIQUE ANTHRACITE 160, REVÊTEMENT CAT. 1/ONE ÉCO-CUIR BLOOM 15.

2. SGABELLO FEZ STRUTTURA METALLO ANTRACITE 160, RIVESTIMENTO CAT. 1/ONE ECOPELLE BLOOM 38.
2. CHAISE HAUTE FEZ STRUCTURE MÉTALLIQUE ANTHRACITE 160, REVÊTEMENT CAT; 1/ONE ÉCO-CUIR BLOOM 15.

FEZ P. 295

TABURETE FEZ ESTRUCTURA METAL BLANCO YESO 121, REVESTIMIENTO CAT. C ALLURE LISO 11.

TABOURET FEZ STRUCTURE MÉTALLIQUE BLANC PLÂTRE 121, REVÊTEMENT CAT. C ALLURE UNI 11.

BRIDGE P. 296

TABURETE BRIDGE
1. - 2. ESTRUCTURA METAL CROMO, REVESTIMIENTO CAT. B ECOPIEL VINTAGE 102.
3. - 4. ESTRUCTURA METAL CROMO, REVESTIMIENTO CAT. B ECOPIEL VINTAGE 1015.

TABOURET BRIDGE
1. - 2. STRUCTURE MÉTALLIQUE CHROME, REVÊTEMENT CAT. B ÉCO-CUIR VINTAGE 102.
3. - 4. STRUCTURE MÉTALLIQUE CHROME, REVÊTEMENT CAT. B ÉCO-CUIR VINTAGE 1015.

BRIDGEP. 298

TABURETE ALMA
1. ESTRUCTURA Y REVESTIMIENTO CUERO REGENERADO BLANCO 080
2. ESTRUCTURA Y REVESTIMIENTO CUERO REGENERADO BURDEOS 081
3. ESTRUCTURA Y REVESTIMIENTO CUERO REGENERADO TÓRTOLA 082
4. ESTRUCTURA Y REVESTIMIENTO CUERO REGENERADO PLOMO 083

TABOURET ALMA
1. STRUCTURE ET REVÊTEMENT EN CUIR RÉGÉNÉRÉ BLANC 080
2. STRUCTURE ET REVÊTEMENT EN CUIR RÉGÉNÉRÉ BORDEAUX 081
3. STRUCTURE ET REVÊTEMENT EN CUIR RÉGÉNÉRÉ TAUPE 082
4. STRUCTURE ET REVÊTEMENT EN CUIR RÉGÉNÉRÉ PLOMB 083

SARA P. 300

TABURETE SARA ESTRUCTURA METAL ANTRACITA 160, REVESTIMIENTO CAT. C ALLURE LISO 105.

TABOURET SARA STRUCTURE MÉTALLIQUE ANTHRACITE 160, REVÊTEMENT CAT. C ALLURE UNI 105.

TABURETES SARA ESTRUCTURA METAL ANTRACITA 160, REVESTIMIENTO CAT. 1/ONE ECOPIEL BLOOM 5.
FLAT Ø 60 H 110 CM
ESTRUCTURA METAL CROMADO, SOBRE CRISTAL BRILLO BLANCO YESO 421.

TABOURETS SARA STRUCTURE MÉTALLIQUE ANTHRACITE 160, REVÊTEMENT CAT. 1/ONE ÉCO-CUIR BLOOM 5.
FLAT Ø 60 H. 110 CM
STRUCTURE MÉTALLIQUE CHROMÉE, PLATEAU VERRE BRILLANT BLANC PLÂTRE 421.

TABURETE CLIO
1. TABURETE CLIO ESTRUCTURA METAL CROMO, REVESTIMIENTO CUERO REGENERADO NEGRO.
2. TABURETE CLIO ESTRUCTURA METAL CROMO, REVESTIMIENTO CUERO REGENERADO TÓRTOLA.
3. TABURETE CLIO ESTRUCTURA METAL CROMO, REVESTIMIENTO CUERO REGENERADO BLANCO.
4. TABURETE CLIO ESTRUCTURA METAL CROMO, REVESTIMIENTO CUERO REGENERADO BURDEOS.

TABOURET CLIO
1. TABOURET CLIO STRUCTURE MÉTALLIQUE CHROME, REVÊTEMENT EN CUIR RÉGÉNÉRÉ NOIR.
2. TABOURET CLIO STRUCTURE MÉTALLIQUE CHROME, REVÊTEMENT CUIR RÉGÉNÉRÉ TAUPE.
3. TABOURET CLIO STRUCTURE MÉTALLIQUE CHROME, REVÊTEMENT CUIR RÉGÉNÉRÉ BLANC.
4. TABOURET CLIO STRUCTURE MÉTALLIQUE CHROME, REVÊTEMENT CUIR RÉGÉNÉRÉ BORDEAUX.

JULY P. 304

TABURETE JULY ESTRUCTURA METAL ANTRACITA 160, ASIENTO ROBLE TEÑIDO NATURAL.
TABURETE JULY ESTRUCTURA METAL ANTRACITA 160, ASIENTO ROBLE TEÑIDO CARBÓN.

TABOURET JULY STRUCTURE MÉTALLIQUE ANTHRACITE 160, ASSISE CHÈNE TEINTE NATURE.
TABOURET JULY STRUCTURE MÉTALLIQUE ANTRACITE 160, ASIENTO CHÈNE TEINTE CARBONE.

JULY P. 305

TABURETE JULY ESTRUCTURA METAL BLANCO YESO 121, REVESTIMIENTO CAT. 1/ONE ECOPIEL BLOOM 5.

TABOURET JULY STRUCTURE MÉTALLIQUE BLANC PLÂTRE 121, REVÊTEMENT CAT. 1/ONE ÉCO-CUIR BLOOM 5.

LUCREZIA P. 306

TABURETE LUCREZIA ESTRUCTURA HAYA TEÑIDO CARBÓN, REVESTIMIENTO CAT. B ECOPIEL VINTAGE 1009.

TABOURET LUCREZIA STRUCTURE HÊTRE TEINTE CARBONE, REVÊTEMENT CAT. B ÉCO-CUIR VINTAGE 1009.

TABURETE LUCREZIA ESTRUCTURA HAYA TEÑIDO NATURAL, REVESTIMIENTO CAT. A BOSTON WATER GREEN.

TABOURET LUCREZIA STRUCTURE HÊTRE TEINTE NATURE, REVÊTEMENT CAT. A BOSTON WATER GREEN.

DIVA P. 308

TABURETE DIVA ESTRUCTURA METAL BLANCO YESO 121, REVESTIMIENTO CAT. A SMILE 19.

TABOURET DIVA STRUCTURE MÉTALLIQUE BLANC PLÂTRE 121, REVÊTEMENT CAT. A SMILE 19.

LUCREZIA P. 309

TABURETE DIVA ESTRUCTURA METAL ANTRACITA 160, REVESTIMIENTO CAT. B TEXAS 10.

TABOURET DIVA STRUCTURE MÉTALLIQUE ANTHRACITE 160, REVÊTEMENT CAT. B TEXAS 10.

CAMPUS P. 310

TABURETE CAMPUS
1. TABURETE CLIO ESTRUCTURA METAL CROMO, REVESTIMIENTO CUERO REGENERADO BLANCO 080.
2. TABURETE CLIO ESTRUCTURA METAL CROMO, REVESTIMIENTO CUERO REGENERADO BURDEOS 081.
3. TABURETE CLIO ESTRUCTURA METAL CROMO, REVESTIMIENTO CUERO REGENERADO CONDUCIR 083.
4. TABURETE CLIO ESTRUCTURA METAL CROMO, REVESTIMIENTO CUERO REGENERADO TÓRTOLA 082.

TABOURET CAMPUS
1. TABOURET CLIO STRUCTURE MÉTALLIQUE CHROME, REVÊTEMENT CUIR RÉGÉNÉRÉ BLANC 080.
2. TABOURET CLIO STRUCTURE MÉTALLIQUE CHROME, REVÊTEMENT CUIR RÉGÉNÉRÉ BORDEAUX 081.
3. TABOURET CLIO STRUCTURE MÉTALLIQUE CHROME, REVÊTEMENT CUIR RÉGÉNÉRÉ CONDUIRE 083.
4. TABOURET CLIO STRUCTURE MÉTALLIQUE CHROME, REVÊTEMENT CUIR RÉGÉNÉRÉ TAUPE 082.

PARIS P. 314

BUTACAS PARIS ESTRUCTURA METAL ANTRACITA 160, REVESTIMIENTO CAT. C ALLURE A JUEGO 1.

PETITS FAUTEUILS PARIS, STRUCTURE MÉTALLIQUE ANTHRACITE 160, REVÊTEMENT CAT. C ALLURE COORDONNÉE 1.

PARIS P. 315

BUTACAS PARIS ESTRUCTURA METAL ANTRACITA 160, REVESTIMIENTO CAT. C LINARA 100 FLAX.

PETITS FAUTEUILS PARIS STRUCTURE MÉTALLIQUE ANTHRACITE 160, REVÊTEMENT CAT. C LINARA 100 FLAX.

SOFIA P. 316

BUTACAS SOFIA ESTRUCTURA METAL ANTRACITA 160, REVESTIMIENTO CAT. B ECOPIEL VINTAGE 1009.

PETITS FAUTEUILS SOFIA STRUCTURE MÉTALLIQUE ANTHRACITE 160, REVÊTEMENT CAT. B ÉCO-CUIR VINTAGE 1009.

SOFIA P. 317

BUTACAS SOFIA ESTRUCTURA METAL ANTRACITA 160, REVESTIMIENTO CAT. 1/ONE ECOPIEL BLOOM 30.

PETITS FAUTEUILS SOFIA STRUCTURE MÉTALLIQUE ANTHRACITE 160, REVÊTEMENT CAT. 1/ONE ÉCO-CUIR BLOOM 30.

LUCREZIA P. 319

BUTACA LUCREZIA
1. ESTRUCTURA HAYA TEÑIDO CARBÓN, REVESTIMIENTO CAT. B TEXAS 28.
2. ESTRUCTURA HAYA TEÑIDO NATURAL, REVESTIMIENTO CAT. 1/ONE EASY 1.

PETIT FAUTEUIL LUCREZIA
1. STRUCTURE HÊTRE TEINTE CARBONE, REVÊTEMENT CAT. B TEXAS 28.
2. STRUCTURE HÊTRE TEINTE NATURE, REVÊTEMENT CAT. 1/ONE EASY 1.

FENICE P. 320

BUTACA FENICE ESTRUCTURA HAYA TEÑIDO CARBÓN, REVESTIMIENTO CAT. A DAYTONA 158.

PETIT FAUTEUIL FENICE STRUCTURE HÊTRE TEINTE CARBONE, REVÊTEMENT CAT. A DAYTONA 158.

LILIUM P. 322

BUTACAS LILIUM ESTRUCTURA METAL ANTRACITA 160, REVESTIMIENTO CAT. A SMILE 35.

PETIT FAUTEUIL LILIUM STRUCTURE MÉTALLIQUE ANTHRACITE 160, REVÊTEMENT CAT. A SMILE 35.

LILIUM P. 323

BUTACAS LILIUM ESTRUCTURA METAL ANTRACITA 160, REVESTIMIENTO CAT. C LINO FROISSÉ 19.

PETIT FAUTEUIL LILIUM STRUCTURE MÉTALLIQUE ANTHRACITE 160, REVÊTEMENT CAT. C LINO FROISSÉ 19.

CHICCO P. 324

BUTACAS CHICCO ESTRUCTURA METAL ANTRACITA 160, REVESTIMIENTO CAT. 1/ONE EASY 19.

PETITS FAUTEUILS CHICCO STRUCTURE MÉTALLIQUE ANTHRACITE 160, REVÊTEMENT CAT. 1/ONE EASY 19.

CHICCO P. 325

BUTACAS CHICCO ESTRUCTURA METAL ANTRACITA 160, REVESTIMIENTO CAT. B ECONABUK 13.

PETITS FAUTEUILS CHICCO STRUCTURE MÉTALLIQUE ANTHRACITE 160, REVÊTEMENT CAT. B ÉCONABUK 13.

E' vietata ogni riproduzione totale e parziale in Italia
e all'estero.

Reproduction of all or any part of this publication in
Italy or any other country is prohibited.

TOMASELLA DESIGN NETWORK

Thanks to:
Tomasella
Astolfi 1963

art direction and styling
ROSSI & CO.
graphic design
ROSSI & CO.
photography
STUDIO INDOOR
color separation
Z13
print
GRAFICHE ANTIGA SPA



product design
CRD SEDIT
CAMILLA TOMASI
LUCA SIGNORETTI
AREA 44

SEdit SRL

Via Ruiat, 2
33070 Polcenigo (PN)
Italy

T +39.0434.627857
F +39.0434.606310
info@sedit-italia.it
sedit-italia.it



**“ATTIVITA' REALIZZATA CON
IL CONTRIBUTO DI CUI ALLA
L.R. 4/2013 ART. 15 INCENTIVI
PER LA REALIZZAZIONE
DI PROGETTI DI
AGGREGAZIONE IN RETE
DELLE PMI DEL F.V.G.”**